

2024 Holiday Ukulele Jam

2000 Miles	2
Auld Lang Syne	3
Blue Christmas	4
The Christians and the Pagans	5
Feliz Navidad	7
The Gift	8
Hallelujah	9
Hanukkah, Oh Hanukkah	10
Here We Come A-Wassailing	11
Jingle Bells	12
Keep Your Lamps Trimmed and Burning	13
Let it Snow	14
The Longest Night of the Year	15
Mele Kalikimaka	16
Ocho Kandelikas	17
Peace in the Streets	18
Please Come Home for Christmas	19
River	20
Run Run Rudolph	21
Salaam	22
Silent Night	23
Silent Night (Instrumental Arrangement)	24
Someday at Christmas	25
Song for a Winter's Night	26
Storm to Weather	27
This Little Light of Mine	29
Walking in a Winter Wonderland	30
White Christmas	31

2000 Miles

Chrissy Hynde - Play along with The Pretenders (1983)

SPs =

6/8 strum - basic (feels like a slow swing strum)

1	2	3	4	5	6	1	2	3	4	5	6
↓		↑	↓		↑	↓		↑	↓		↑
D		U	D		U	D		U	D		U ...

6/8 time - Each chord = 6 quick beats, except * = 3 beats - 6/8 Strum - Starting Pitches (SP) = B > F#

Intro: G C* D7* G C* D7* (vamp) ... C D7 D7/(6)

G C* D7* G C* D7* G C* D7* G C* D7* G C* D7*
V1: He's go-o-o-one ... two thousand mi-i-i-iles ... is very far
 G C* D7* G C* D7* G C* D7* G C* D7*
 The snow's falling do-o-own ... it's colder day by day ... I miss you
 C D7 C D7 G C* D7* G C* D7*
 The children were singing ... he'll be back at Christmas time

V2:
 G C* D7* G C* D7* G C* D7* G C* D7*
 In these frozen and silent nights ... sometimes in a dream ... you appear
 G C* D7* G C* D7* G C* D7* G C* D7*
 Outside ... under the purple sky ... diamonds in the snow ... sparkle
 C D7 C D7 G C* D7* G C* D7*
 Our hearts were singing ... it felt like Christmas time

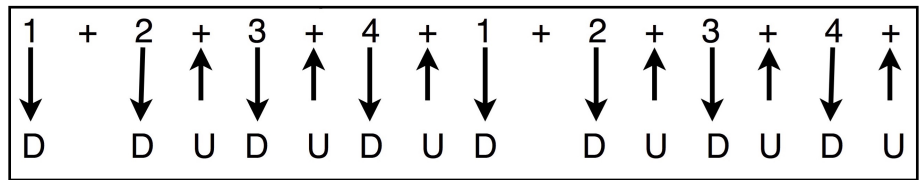
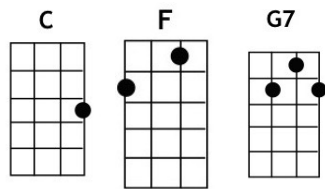
G C* D7* G C* D7*
Bridge: 2000 mi-i-i-iles ... is very far through the snow
 G C* D7* G C* D7* C D7 C D7/(6)
 I'll think of you-ou-ou ... wher-ever you go - o - o - o

Interlude: G C* D7* G C* D7*

G C* D7* G C* D7* G C* D7* G C* D7* G C* D7*
V3: He's go-o-o-one ... two thousand mi-i-i-iles ... is very far
 G C* D7* G C* D7* G C* D7* G C* D7*
 The snow's falling do-o-own ... it's colder day by day ... I miss you
 C D7 C D7 G C* D7* G
 I can hear people singing ... it must be Christmas time
 C D7 C D7 G C* D7* G C* D7* End G
 I hear people singing ... it must be Christmas time

Auld Lang Syne

Words by Robert Burns (1788) set to a traditional Scottish tune - Performed by Scottish singer-songwriter Dougie MacLean (2009)



Standard time / Standard strum

Intro: C G7 F C

Verse 1:

C G7 C F
Should old acquaintance be forgot, and never brought to mind?
C G7 F C
Should old acquaintance be forgot, and old lang syne?

C G7 C F
Chorus: For auld lang syne, my dear, for auld lang syne,
C G7 F C
We'll take a cup of kindness yet, for auld lang syne!

Verse 2:

C G7 C F
We two have run a-bout the slopes, and picked the daisies fine—
C G7 F C
We've wandered many a weary foot, since auld lang syne! ... **Chorus**

Verse 3 - by Avery :)

C G7 C F
We all have played and strummed and sung, to music's sweet heart beat
C G7 F C
Now may that music carry us un-til again we meet! ... **Chorus**

Blue Christmas

Billy Hayes & Jay W. Johnson, recorded by Elvis Presley (1957)

C	Gm	Dm	G7	A7	Ebdim	D7	Swing strum, full count
							1 2 + 3 + 4 + 1 2 + 3 + 4 + 1
							↓ ↓ ↑ ↓ ↑ ↓ ↓ ↓ ↓ ↓ ↓ ↓ ↓ ↓ ↓ ↓
							D D UD UD UD D UD UD UD

Standard time / Each chord = 4 beats
Slow swing strum

Intro: Gm A7 Dm Eb dim / G7 G7 C C

	C	C	G7	G7	
I'll have a blue Christmas without you					
	Dm	G7	C	C	
I'll be so blue just thinking about you					
	Gm	A7	Dm	Dm	
Decor-a-tions of red on a green Christmas tree					
D7	D7	G7		G7/ (4)	
Won't be the same, dear, if you're not here with me					
	C	C	G7	G7	
And when those blue snowflakes start falling					
	Dm	G7	C	C	
That's when those blue memories start calling					
	Gm	A7	Dm	Eb dim	
You'll be doing all right with your Christmas of white					
	G7	G7	C	C	
But I'll have a blue, blue Christmas					

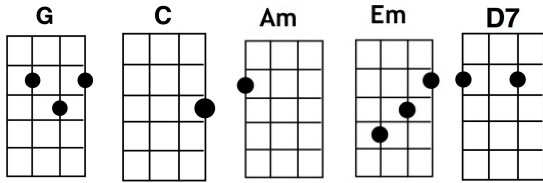
Repeat

	Gm	A7	Dm	Eb dim
Tag: You'll be doing all right with your Christmas of white				
	G7	G7	C	End on C

(slower:) But I'll have a blue blue-blue-blue Christmas

The Christians and the Pagans

Dar Williams - *Mortal City* (1996) - [Original recording here](#)



Guitar strum:
 1 + 2 + 3 + 4 + 1 + 2 + 3 + 4 +
 ↓ ↓ ↑ ↓ ↑ ↓ ↓ ↑ ↓ ↑
 D D U U D U D D U U D U

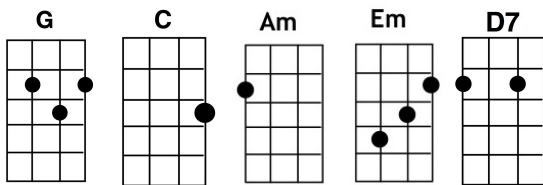
Standard time - Each chord = 4 beats - Guitar strum or Standard strum

Intro: G C Am D7 D7

V1: G C Am D7
 Amber called her uncle, said "We're up here for the holiday,
 G C Am D7 D7
 Jane and I were having Solstice, now we need a place to stay."
 G C Am D7
 And her Christ-loving uncle watched his wife hang Mary on a tree,
 Em C Am D7 D7
 He watched his son hang candy canes all made with Red Dye Number 3
 G C Am D7
 He told his niece, "Its Christmas Eve, I know our life is not your style, "
 G C Am D7 D7
 She said, "Christmas is like Solstice, and we miss you and it's been awhile."

Ch: G C Em D7
 So the Christians and the Pagans sat to-gether at the table,
 G C Em D7
 Finding faith and common ground the best that they were able,
 Em C Am D7
 And just before the meal was served, hands were held and prayers were said,
 Em C Am D7 G (vamp)
 Sending hope for peace on earth to all their gods and god-des-ses

V2: The food was great, the tree plugged in, the meal had gone with-out a hitch,
 Till Timmy turned to Amber and said, "Is it true that you're a witch?"
 His mom jumped up and said, "The pies are burning," and she hit the kitchen,
 And it was Jane who spoke, she said, "It's true, your cousin's not a Christian, "
 "But we love trees, we love the snow, the friends we have, the world we share,
 And you find magic from your God, and we find magic everywhere,"



Guitar strum:															
1	+	2	+	3	+	4	+	1	+	2	+	3	+	4	+
↓		↓			↑	↓	↑	↓		↓			↑	↓	↑
D		D	U		U	D	U	D		D	U		U	D	U

Ch: So the Christians and the Pagans sat to-gether at the table,
 Finding faith and common ground the best that they were able,
 And where does magic come from? I think magic's in the learning,
 'Cause now when Christians sit with Pagans only pumpkin pies are burning ...

V3: When Amber tried to do the dishes, her aunt said, "Really, no, don't bother."
Amber's uncle saw how Amber looked like Tim and like her father
 He thought about his brother, how they hadn't spoken in a year,
 He thought he'd call him up and say, "It's Christmas, and your daughter's here."
 He thought of fathers, sons and brothers, saw his own son tug his sleeve, saying,
 ___ "Can I be a Pagan?" Dad said, "We'll discuss it when they leave."

Ch: So the Christians and the Pagans sat to-gether at the table,
 Finding faith and common ground the best that they were able,
Lighting trees in darkness, learning new ways from the old
 And making sense of history and drawing warmth out of the cold

Outro: G C Am D7 D7 End on G

Feliz Navidad

José Feliciano (1970)

The image shows four chord diagrams: D (open strings), Bm7 (2-4-4-4-2), G (2-0-0-3-2), and A7 (0-2-2-2-0). To the right is a strumming pattern diagram with 16 beats. The first four beats are: 1 (D down), 2 (D down), 3 (U up), 4 (D down). The next four beats are: 1 (U up), 2 (D down), 3 (U up), 4 (D down). The final eight beats are: 1 (D down), 2 (U up), 3 (D down), 4 (U up), 5 (D down), 6 (U up), 7 (D down), 8 (U up). '+' signs are placed above the 2nd, 3rd, 5th, 6th, 8th, 9th, 11th, 12th, 14th, and 15th beats.

Standard time / Each chord = 4 beats and /= one strum
Standard strum

Intro: G A7 D D/

Chorus:

G A7 D D
Feliz navidad ... Feliz navidad ...

G A7 D D
Feliz navidad, prospero año y felicidad!

G A7 D D
Feliz navidad ... Feliz navidad ...

G A7 D D/ (4)
Feliz navidad, prospero año y felicidad!

Verse:

G A7 D Bm7
I wanna wish you a merry Christmas... I wanna wish you a merry Christmas

G A7 D D
I wanna wish you a merry Christmas from the bottom of my heart!

G A7 D Bm7
I wanna wish you a merry Christmas... I wanna wish you a merry Christmas

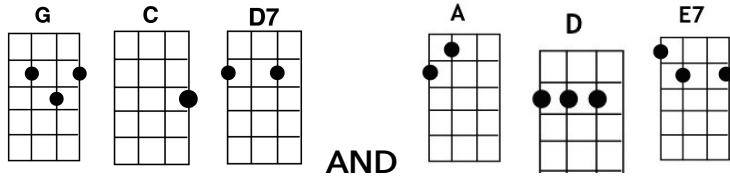
G A7 D D/ (4)
I wanna wish you a merry Christmas from the bottom of my heart!

Repeat Chorus + Verse

End on D

The Gift

Stephanie Davis - Released by Garth Brooks (1992)



AND

Boom-chick picking (waltz time):												
A	---	---	X	--	X	---	---	X	--	X	---	
E	---	---	X	--	X	---	---	X	--	X	---	
C	---	X	---	---	---	---	---	X	---	---	---	
G	---	(X)	---	---	---	---	---	(X)	---	---	---	
		1		2		3		1		2		3

Waltz time - Each chord = 3 beats - Waltz strum or pick

G **G** **G G** **G** **G** **D7 D7**
 A poor orphan girl named Ma-ria ... was walking to market one day
D7 **D7** **D7** **D7** **D7** **D7** **G G**
 She stopped for a rest by the roadside ... where a bird with a broken wing lay

A few moments passed till she saw it ___ for its feathers were covered with sand
 But soon clean and wrapped it was traveling ___ in the warmth of Ma-ria's small hand

C **C** **C C** **G** **D7** **G G**
 She happily gave her last peso ... on a cage made of rushes and twine
C **C** **C C** **G** **G** **D7 D7**
 She fed it loose corn from the market ... and watched it grow stronger with time

Now the Christmas Eve service was coming ___ and the church shone with tinsel and light
 And all of the town folk brought presents ___ to lay by the manger that night
 There were diamonds and incense and perfumes ___ in packages fit for a king ___
 But for one ragged bird in a small cage ___ Ma-ria had nothing to bring ___
 She waited till just before mid-night ___ so no one could see her go in ___
 And crying she knelt by the manger ___ for her gift was un-worthy of him (E7)

A **A** **A** **A** **A** **A** **E7 E7**
 Then a voice spoke to her through the darkness: ... "Ma-ria, what brings you to me?
E7 **E7** **E7** **E7 E7** **E7** **A A**
 If the bird in the cage is your offering ... open the door, let me see

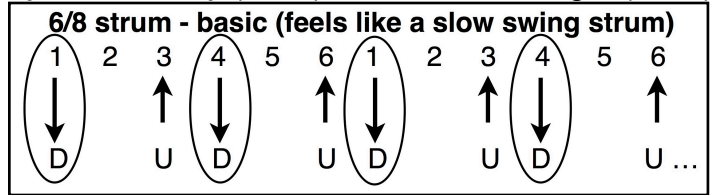
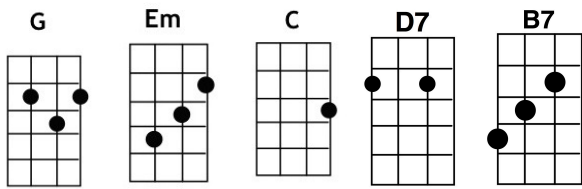
Though she trembled, she did as he asked her ___ and out of the cage the bird flew ___
Soaring into the rafters ___ on a wing that had healed good as new ___

D **D** **D** **D** **A** **E7** **A A**
 Just then the midnight bells rang out ___ and the little bird started to sing
D **D** **D D** **A** **A** **E7 E7**
 A song that no words could re-capture ... whose beauty was fit for a king

Now Ma-ria felt blessed just to listen ___ to that cascade of notes sweet and long ___
 As her offering was lifted to heaven ___ (slow) by the very first nightingale's song **End A**

Hallelujah

Leonard Cohen (1934-2016) - Made famous by Jeff Buckley (1995) & Rufus Wainwright (2001)



6/8 time / Each chord = 6 quick beats, except *= 3 beats and / = 1 strum - 6/8 strum

Intro: G Em G Em

Verse 1:

G Em G Em
 I heard there was a secret chord that David played and it pleased the Lord
C D7 G D7
 But you don't really care for music, do you?
G C* D7* Em C
 Well it goes like this the fourth, the fifth, the minor fall and the major lift
D7 B7 Em Em/
 The baffled king composing halle-lu-jah ...

Chorus: **C C Em Em C C G D7 G Em**
 Halle-lu-jah... halle-lu-jah... halle-lu-jah... hallelu-u-u-u-jah

Vamp between verses: G Em G Em

Verse 2:

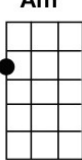
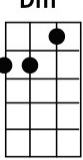
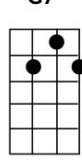
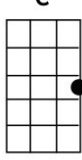
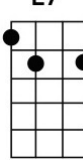
G Em G Em
 I did my best, it wasn't much, I couldn't feel so I tried to touch
C D7 G D7
 I've told the truth, I didn't come to fool you
G C* D7* Em C
 And even though it all went wrong, I'll stand before the Lord of Song
D7 B7 Em Em/
 With nothing on my tongue but halle-lu-jah ...

Chorus x2:

C C Em Em C C G D7
 Halle-lu-jah... halle-lu-jah... halle-lu-jah... hallelu-u-u ...
C C Em Em C C G D7 G End on G
 Halle-lu-jah... halle-lu-jah... halle-lu-jah... hallelu-u-u-u-jah ...

Hanukkah, Oh Hanukkah

Traditional - performed by practically everyone, including the LA Jewish Symphony & Jewish Community Chorale (2020) - our arrangement here by The Barenaked Ladies (2010)

Am	Dm	G7	C	E7	Standard strum: 1 + 2 + 3 + 4 + ↓ ↓ ↑ ↓ ↑ ↓ ↑ D D U D U D U	Swing strum: 1 + 2 + 3 + 4 + (1) ↓ ↓ ↑ ↓ ↑ ↓ ↑ ↓ D D U D U D U (D)
						

Standard time - Each chord = 4 beats, except * = 2 beats and /= 1 strum and hold
Standard strum in straight *and* swing time

(Straight time:)

Intro: Am Am

Am **Am**
Hanukkah, oh Hanukkah, come light the menorah
Am **G7*** **C***
Let's have a party, we'll all dance the hora
Am* **Dm*** **G7*** **C***
Gather round the table, we'll give you a treat
Am* **Dm*** **E7*** **Am/ (pause)**
Dreidels to play with and latkes to eat

(Swing time:)

Am **Am** **C*** **G7*** **C*** **E7***
And while we are playing, the candles are burning low
Am* **Dm*** **Am*** **Dm***
One for each night, they shed a sweet light
Am* **Dm*** **C*** **E7***
To re-mind us of days long a-go

(Slowly get faster:)

Am **Dm** **Am** **Dm**
One for each night, they shed a sweet light
Am* **E7*** **Am*** **Am***
To re-mind us of days long a-go

Repeat as many times as you like - End on Am

Here We Come A-Wassailing

Traditional English Carol

A	D	E7	Swing strum: 1 + 2 + 3 + 4 + (1) ↓ ↓ ↑ ↓ ↑ ↓ ↑ ↓ D D U D U D U (D)
---	---	----	--

Standard time - Each chord = 4 beats, except * = 2 beats and / = 1 beat

A						A
V1:	Here we come a-wassailing a-mong the leaves so green					
	D*	A*	E7			
	Here we come a-wand'ring, so fair to be seen					
	A/	D/	A*	A/	D/	A*
Chorus:	Love and joy come to you, and to you your wassail too					
	A*	E7*	A*	D*		
	And God bless you and send you a Happy New Year					
	A*	E7*	A			
	And God send you a Happy New Year					

V2: Call up the butler of this house, put on his golden ring
 Let him bring us up a glass of beer, and better we shall sing

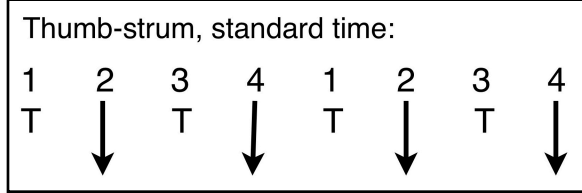
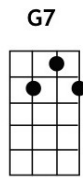
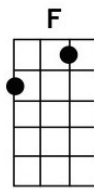
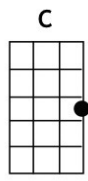
Chorus

V3: And all your kin and kinsfolk that dwell both far and near
 We wish you Happy Hol-idays and a Happy New Year

Chorus, End on A

Jingle Bells

J.L. Pierpont (1857) - I've always been partial to Frank Sinatra's (1957) recording



Standard time - Each chord = 4 beats and /= one strum - Thumb-strum pattern

Intro: Vamp C

C	C	C	F
Verse 1: Dashing through the snow... in a one-horse open sleigh			
F	G7	G7	C
O'er the fields we go... laughing all the way (ha! ha! ha!)			
C	C	C	F
Bells on bobtails ring... making spirits bright			
F	G7	G7	C/ G7/
What fun it is to ride and sing a sleighing song to-night, oh!			

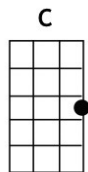
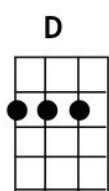
Chorus:

C	C	C	C
Jingle bells, jingle bells, jingle all the way			
F	C	G7	G7
Oh what fun it is to ride in a one-horse open sleigh, hey!			
C	C	C	C
Jingle bells, jingle bells, jingle all the way			
F	C	G7	C
Oh what fun it is to ride in a one-horse open sleigh			

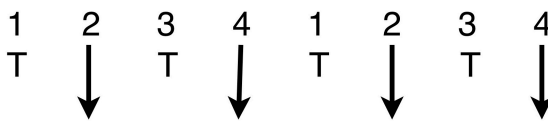
C	C	C	F
Verse 2: A day or two a-go... I thought I'd take a ride			
F	G7	G7	C
And soon Miss Fanny Bright ... was seated by my side			
C	C	C	F
The horse was lean and lank ... mis-for-tune seemed his lot			
F	G7	G7	C/ G7/
He got in-to a drifted bank, and then we got up-sot - oh! ... Chorus			

Keep Your Lamps Trimmed and Burning

Traditional Spiritual - This arrangement inspired by Blind Willie Johnson rendition



Thumb-strum, standard time:



Standard time - Each chord = 4 beats, except *= 2 beats - Thumb-strum pattern

Intro: Verse without lyrics

V1: D D C C
 Keep your lamps trimmed and burning, keep your lamps trimmed and burning

 D D D* C* D
 Keep your lamps trimmed and burning, for the time is drawing nigh

Chorus: D D C C
 Children, don't grow weary, children, don't grow weary

 D D D* C* D
 Children, don't grow weary, for the time is drawing nigh

V2: Darker midnight lies be-fore us, darker midnight lies be-fore us
 darker midnight lies be-fore us, for the time is drawing nigh

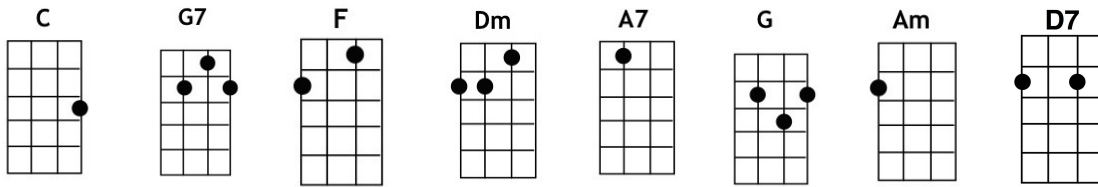
V3: Lo, the morning soon is breaking, lo, the morning soon is breaking
 lo, the morning soon is breaking, for the time is drawing nigh ... **Chorus**

V4: This hard journey soon be over, this hard journey soon be over,
 This hard journey soon be over, for the time is drawing nigh

Repeat V1 - Chorus x2 - End on D

Let it Snow

written by Jule Styne & Sammy Cahn (July 1945) / recorded by Dean Martin (1949)



Standard time / Each chord = 4 beats

Swing strum, lilt unevenly, quick up-strum									
1	2	+ 3	4	+ 1	2	+ 3	4	+ 1	
↓	↓	↑ ↓	↓	↑ ↓	↓	↑ ↓	↓	↑ ↓	
D	D	U-D	D	U-D	D	U-D	D	U-D	

Intro: C (vamp)

C **C** **G7** **G7**
 Oh, the weather outside is frightful, but the fire is so de-light-ful
F **Dm** **G7** **C**
 And since we've no place to go... Let it snow, let it snow, let it snow!

C **C** **G7** **G7**
 It doesn't show signs of stopping, and I brought some corn for popping
F **Dm** **G7** **C**
 The lights are turned way down low... Let it snow, let it snow, let it snow!

G **G** **Am*** **D7*** **G**
 When we finally kiss good night, how I'll hate going out in the storm
G **G** **Am*** **D7*** **G*** **G7***
 But if you really hold me tight... all the way home I'll be wa - a - arm

C **C** **G7** **G7**
 The fire is slowly dying, and my dear, we're still good-bye-ing
F **Dm** **G7** **C**
 But as long as you love me so... Let it snow, let it snow, let it snow!

Repeat

Outro:

G7 **G7** **C** **C/ G7/ End on C**
 Let it snow... let it snow... let it snow!

The Longest Night of the Year

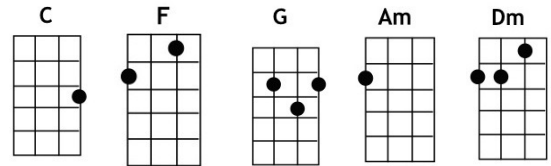
Mary Chapin Carpenter (2008)

Standard time - Each chord = 4 beats

Except * = 2 beats

Guitar strum or Thumb strum

Starting Pitch (SP) = Open C



Guitar Strum:					
1	+	2	+	3	+
T		↓		↑	↓
↓		↓		↑	↓
D		D		U	D
				U	U
(Bold = strong beats)					

Intro: F C* G* F C* G* F Am F* C* G

V1: F C* G* F C* G* F Am F* C* G
 They say that spring will come a-gain ... no one knows e-xactly when
 F Am F* C* G
 Still the sun's a long lost friend on the longest night of the year
 F C* G* F C* G*
 We stare into the fire - light ... while December beats out-side
 F Am F* C* G
 Where the darkest hearts reside on the longest night of the year

Chorus: F C* G* Dm Am* G*
 So keep me safe and hold me tight ... let the candle burn all night
 F C* G* F* C* G
 Tomorrow welcome back the light ... it was longest night of the year

V2: F C* G* F C* G*
 I used to think the world was small ... bright and shining like a ball
 F Am F* C* G
 Seems I don't know much at all on the longest night of the year
 F C* G* F C* G*
 We press our faces to the glass ... and see our little lives go past
 F Am F* C* G
 Wave to shadows that we cast on the longest night of the year

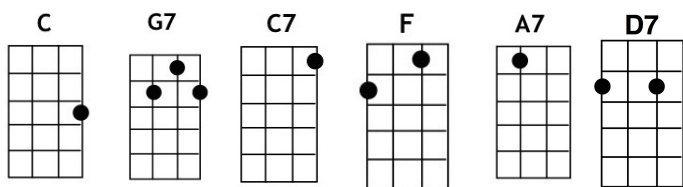
Chorus

V3: F C* G* F C* G*
 Make a vow when Solstice comes: ... to find the light in every-one
 F Am F* C* G
 Keep the faith and bang the drum on the longest night of the year

Chorus x2, Repeat Intro and hold G to end

Mele Kalikimaka

By Robert Alex Anderson / Performed by Bing Crosby



Swing strum, lilt unevenly, quick up-strum

1	2	+ 3	4	+ 1	2	+ 3	4	+ 1
↓	↓	↑ ↓	↓	↑ ↓	↓	↑ ↓	↓	↑ ↓
D	D	U-D	D	U-D	D	U-D	D	U-D

Standard time / Each chord = 4 beats

Intro: C (vamp)

C C C C
 Mele Kal-i-ki-ma-ka is the thing to say

C C G7 G7
 On a bright Ha-wai-ian Christmas Day

G7 G7 G7 G7
 That's the island greeting that we send to you

G7 G7 C C
 From the land where palm trees sway

C7 C7 F F
 Here we know that Christmas will be green and bright

A7 A7 A7 D7
 The sun to shine by day and all the stars at night

C C A7 A7
 Mele Kal-i-ki-ma-ka is Ha-wa-ii's way

F G7 C C
 To say "Merry Christmas!" to you

Repeat

F G7 F G7
Outro: To say "Merry Christmas! ... Merry Merry Merry Merry Christmas!"

F G7 C C/ G7/ End on C
 To say "Merry Christmas!" to you

Ocho Kandelikas

Ladino song for Hanukkah by [Flory Jagoda \(1983\)](#) - Performed by [Pink Martini \(2015\)](#)

Play along with [Alisa Fineman \(2004\)](#)

Am Dm E7

Calypso strum:
 1 + 2 + 3 + 4 + 1 + 2 + 3 + 4 +
 ↓ ↓ ↑ ↑ ↓ ↑ ↓ ↓ ↑ ↑ ↓ ↑
 D D U U D U D D U U D U

Standard time - Each chord = 4 beats - Calypso strum (Option: with Flamenco Flare!)

Intro: E7 E7 Am Am E7 E7 Am Am/ (4)

E7 E7 Am Am

Verse 1: Hanukah linda sta a-ki ... ocho kandelas para mi

E7 E7 Am/(2) E7/ (hold)

 Hanukah linda sta a-ki ... ocho kandelas para mi – oh!

E7 Am E7 Am

Ch: Una kandelika, dos kandelikas, tres kandelikas, cuatro kandelikas

Dm Am E7 E7 E7/ (4) Am

 Sintyu kandelikas, sej kandelikas, siete kandelikas ... ocho kandelas para mi

Am/ (4)

Verse 2: Muchas fiestas vo fa-zer ... kon alegrias i pla-zer
 Muchas fiestas vo fa-zer ... kon alegrias i pla-zer – oh! ... **Chorus**

Interlude: One verse + Chorus

Verse 3: Los pastelikos vo ku-mer ... kon almendrikas i la my-el
 Los pastelikos vo ku-mer ... kon almendrikas i la my-el – oh! ... **Chorus**

Translations:

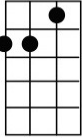
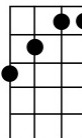
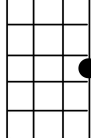
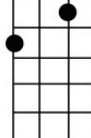
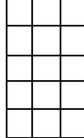
- V1:** Hannuka linda está aquí, ocho candelas para mi
 Beautiful Hanukkah is here, eight candles for me
- V2:** Muchas fiestas van hacer, con alegrías y placer
 Many parties to have, with happiness and pleasure
- V3:** Los pastelitos voy a comer, con almendrillas y miel
 Little pastries to eat, with little almonds and honey

Bbm F7

Play along with [Flory Jagoda's original recording](#) with the following chords:

Peace in the Streets

Adrienne Cooper - recorded on Enchanted (2010)

Dm	Bb	C	F	Am7	6/8 full strum: 1 + 2 + 3 + 4 + 5 + 6 + ↓ ↓ ↑ ↓ ↑ ↓ ↓ ↑ ↓ ↑ D D U D U D D U D U (Bold = strongest beats)
					

6/8 time - Each chord = 6 quick beats, except * = 3 quick beats - 6/8 full strum

Verse:

Dm	Dm	Dm	Dm				
If my voice were louder ... if my body stronger,							
Bb*	C*		F	Bb*	Am7*	Dm	Dm
I would tear through the streets ... crying, "Peace, peace, peace!"							

Repeat - ... crying, "Salaam..."

Repeat - ... crying, "Sholem..."

Interlude:

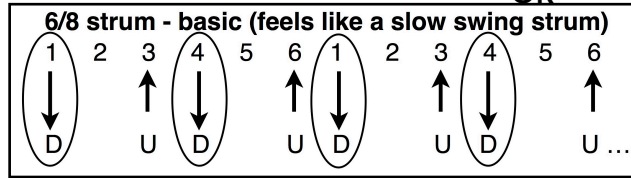
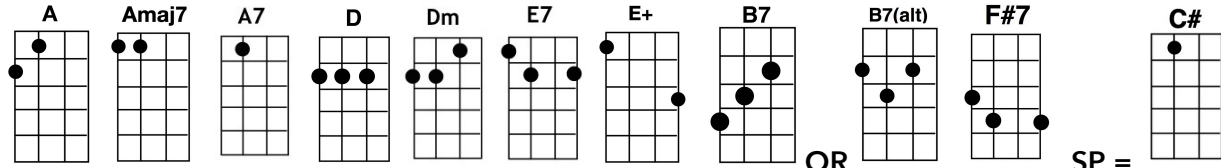
F	C	Bb*	Am7*	Dm		
Ya da dai dai dai dai, ya da dai dai dai dai ... dai dai dai dai dai dai (x2)						

Repeat Verse (sub in "peace" in any language...)

End on Dm

Please Come Home for Christmas

Charles Brown & Gene Redd - Recorded by Charles Brown (1960)



6/8 time - Each chord = 6 quick beats - 6/8 strum - Starting Pitch (SP) = C#

Intro: E7 E+/(6)

V1: A Amaj7 A7 A7
 Bells will be ringing ... the sad, sad news
 D D B7 B7
 Oh, what a Christmas ... to have the blues
 A D A F#7
 My baby's gone ... I have no friends
 B7 B7 E7 E+/(6)
 To wish me greetings ... once a-gain

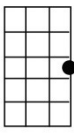
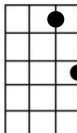
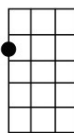
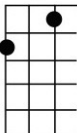
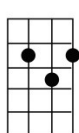
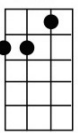
V2: Choirs will be singing ___ "Silent Night"
 Christmas carols by candle-light
 Please come home for Christmas ___ please come home for Christmas ___
 B7 E7 A A7
 If not for Christmas ... by New Year's night

BR: D D Dm Dm A E+ A A7
 Friends and re-lations ... send salu-tations ... sure as the stars shine a-bove
 D D Dm Dm
 But this is Christmas ... yes, Christmas my dear ...
 B7 B7 E7 E+/(6)
 The time of year ... to be with the one you love

V3: So won't you tell me ___ you'll never more roam ___
 Christmas and New Year's ... will find you home
 There'll be no more sorrow, ___ no grief and pain ___
 B7 E7 A End on A
 And I'll be happy, ... happy once a-gain

River

Joni Mitchell - *Blue* (1971) - Original recording here

C	C/F	Am	F	G	Dm	Standard strum: 1 + 2 + 3 + 4 + ↓ ↓ ↑ ↓ ↑ ↓ ↑ D D U D U D U
						

Standard time / Each chord = 4 beats, except * = 2 beats / Standard strum (keep it light!)

Intro: C C Am Am F F G G

Verse 1: It's coming on Christmas, they're cutting down trees
 They're putting up reindeer, and singing songs of joy and peace
 Oh I wish I had a river ... I could skate a-way on

Verse 2: But it don't snow here, it stays pretty green
 I'm gonna make a lot of money, then I'm going to quit this crazy scene
 Oh I wish I had a river ... I could skate a-way on

Chorus 1:
 I wish I had a river so long, I would teach my feet to fly-y-y-y ...
 Oh I wish I had a river... I could skate away on... I made my baby cry...

Verse 3: He tried hard to help me, you know, he put me at ease
 And he loved me so naughty, made me weak in the knees
 Oh I wish I had a river ... I could skate a-way on

Verse 4: I'm so hard to handle, I'm selfish and I'm sad
 Now I've gone and lost the best baby that I ever had
 Oh I wish I had a river ... I could skate a-way on

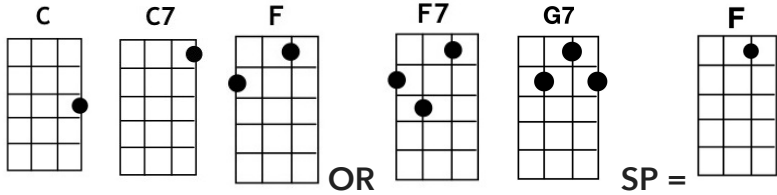
Chorus 2:
 I wish I had a river so long... I would teach my feet to fly-y-y-y ...
 I wish I had a river... I could skate a-way on... I made my baby say goodbye

Repeat Verse 1

Outro: ... I could skate a-wa - a- a -ay on ...

Run Run Rudolph

Play along with Chuck Berry & Johnny Marks (1958)



Standard strum + back beat:						
1	+	2	+	3	+	4
↓		↓	↑	↓	↑	↓
D		D	U	D	U	D

Standard time - Each chord = 4 beats - Standard strum with back beat - Starting Pitch (SP) = F

Intro:

C	F(7)	C	C7
1 + 2 + 3 + 4 +	1 + 2 + 3 + 4 +	1 + 2 + 3 + 4 +	1 + 2 + 3 + 4 +
↓ ↑ ↓ ↑ ↓	↓ ↑ ↓ ↑ ↓	↓	↓ ↑ ↓ ↑ ↓ ↑ ↓ ↑
D U D U D	D U D U D	D	D U D U D U D U

F(7)	F(7)	C	C
------	------	---	---

Out of all the reindeers you know you're the master-mind

G7	G7	C	C
----	----	---	---

Run, run Rudolph, Randolph ain't too far be-hind

C	F(7)	C	C7
Chorus: Run, run Rudolph, Santa's got to make it to town			
F(7)	F(7)	C	C
Santa make him hurry, tell him he can take the freeway down			
G7	G7	C	C
Run, run Rudolph 'cause I'm reelin' like a merry-go-round			

(Verse pattern same as Chorus...)

V1: Said Santa to a child "What have you been longing for?" ____
 "All I want for Christmas is a rock'n'roll electric gui-tar!" ____
 And then a-way went Rudolph a-whizzing like a shooting star ____ ... **Chorus**

Instrumental: C C C C / F F C C / G7 G7 C G7 ... **Chorus**

V2: Said Santa to a child "What would please you most to get?" ____
 "A little baby doll that can cry, sleep, drink and wet!" ____
 [or ... How about a brand new lo-G uke string set?] ____
 And then a-way went Rudolph a-whizzing like a sabre jet ____ ... **Chorus**

Salaam

Mosh Ben-Ari with Sheva (1997)

The image shows three guitar chord diagrams: G (3rd fret, 2nd and 4th strings), C (1st fret, 2nd, 4th, and 5th strings), and G (3rd fret, 2nd and 4th strings). Below them is a box labeled "Slow Rock Strum:" containing a rhythmic pattern: 1 2 3 4 + 1 2 3 4 +. The first measure has a downstroke on the 1st string (D), a downstroke on the 3rd string (D), a downstroke on the 4th string (D), an upstroke on the 1st string (U), and a downstroke on the 2nd string (D). The second measure has a downstroke on the 3rd string (D) and a downstroke on the 4th string (D) with an upstroke (U).

Standard time - Each chord = 4 beats - Slow Rock Strum - Starting Pitch (SP) = Open G

V1:

G	G	C	C
Yavo sha-lom aleinyu ... yavo sha-lom aleinyu			
G	G	C	G
Yavo sha-lom aleinyu, ve al ku-lam			

(Same chords, higher melody)

V2:

G	G	C	C
Od yavo sha-lom aleinyu ... od yavo sha-lom aleinyu			
G	G	C	G
Od yavo sha-lom aleinyu, ve al ku-lam			

Chorus:

G G C C G G C C	Sa-laa-aam, a-leinyu ve al kol ha o-lam ... Sa-laam, Sa-laam	(x2)
------------------------	--	-------------

Repeat as many times as desired

Outro (slower):

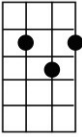
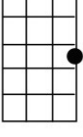
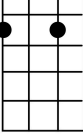

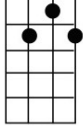
G/	Yavo sha-lom aleinyu ... yavo sha-lom aleinyu	C/
G/	Yavo sha-lom aleinyu, ve al ku-lam	C/ G/ (End on tremolo)

Translation (from <https://www.hebrewsongs.com/song-salaam.htm>):

Peace will come upon us ... peace will come upon us
 Peace will come upon us, and on everyone
 Salaam ('peace' in Arabic) ... on us and on everyone
 Salaam, Salaam

Silent Night

Franz Xaver Gruber (1818)

G	C	D7	F	G7	Boom-chick picking (waltz time): A ----- X -- X ----- X -- X ----- E ----- X -- X ----- X -- X ----- C --- X ----- X ----- G --- (X)----- (X)----- 1 2 3 1 2 3
					

Waltz time / Each chord = 3 beats / Waltz strum or pick

G G G G D7 D7 G G
 Silent night, holy night / All is calm, all is bright
C C G G C C G G
 Round yon Virgin, mother and child / Holy infant so tender and mild
D7 D7 G G G D7 G G7
 Sleep in heavenly pea - eace / Sleep in heavenly peace

	C		G		C		F
Uke							
Tab							
	10						
Uke							
Tab							
	17						
Uke							
Tab							

Transition: D7 D7
Repeat Verse, End on G

Silent Night (Instrumental Arrangement)

You can play the arrangement below as a stand-alone piece, or as a fuller solo in the song on the previous page. Feel free to use the same chord transitions in and out of the solo below.

The musical score is presented in three systems, each with a Uke staff and a Tab staff. The time signature is 3/4. Chords are indicated above the Uke staff.

System 1 (Measures 1-8):

- Measures 1-4: Chord C. Uke: G4, A4, B4. Tab: 3 0 3 0 3 0.
- Measures 5-6: Chord G7. Uke: G4, A4, B4. Tab: 5 5 2 3 3 0.
- Measures 7-8: Chord C. Uke: G4, A4, B4. Tab: 3 3 3 0 0 0.

System 2 (Measures 9-16):

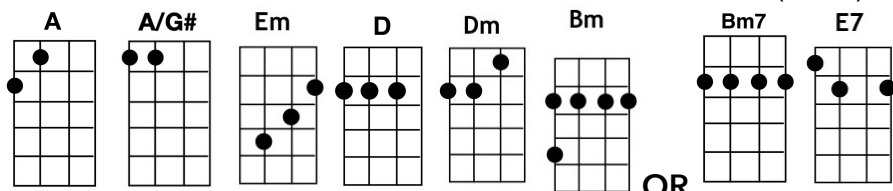
- Measures 9-10: Chord F. Uke: F4, G4, A4. Tab: 0 1 0 2 0 0.
- Measures 11-12: Chord C. Uke: G4, A4, B4. Tab: 3 1 3 2 0 0.
- Measures 13-14: Chord F. Uke: F4, G4, A4. Tab: 3 0 1 0 3 2.
- Measures 15-16: Chord C. Uke: G4, A4, B4. Tab: 3 0 3 0 0 0.

System 3 (Measures 17-24):

- Measures 17-18: Chord G7. Uke: G4, A4, B4. Tab: 2 3 2 5 3 2.
- Measures 19-20: Chord C. Uke: G4, A4, B4. Tab: 3 0 7 8 3 0.
- Measures 21-22: Chord G7. Uke: G4, A4, B4. Tab: 2 3 2 1 2 0.
- Measures 23-24: Chord C. Uke: G4, A4, B4. Tab: 3 0 7 8 7 9.

Someday at Christmas

Stevie Wonder (1967)



See-saw picking (lo G):	
A	----- X ----- X -----
E	----- X ----- X -----
C	----- X --- X --- X --- X ---
G	-- X ----- X -----
	1 + 2 + 3 + 4 +

Standard time - Each chord = 4 beats, except * = 2 beats - See-saw picking or light Standard strum

V1:

A **A/G#** **Em** **D**
 Someday at Christmas men won't be boys, playing with bombs like kids play with toys
Dm **A** **Bm** **E7**
 One warm December our hearts will see a world where men are free
A **A/G#** **Em** **D**
 Someday at Christmas there'll be no wars when we have learned what Christmas is for
Dm **A** **Bm*** **E7*** **A**
 When we have found what life's really worth, there'll be peace on earth

A **A/G#** **Em** **D**
CH: Someday all our dreams will come to be ... someday in a world where men are free
Dm **A** **Bm*** **E7*** **A**
 Maybe not in time for you and me, but someday at Christ-mas-time

V2: Some-day at Christmas we'll see a land, no hungry children, no empty hand
One happy morning people will share a world where people care
Some-day at Christmas there'll be no tears, all men are equal and no men have fears
One shining moment, one prayer away from our world to-day ... **Chorus**

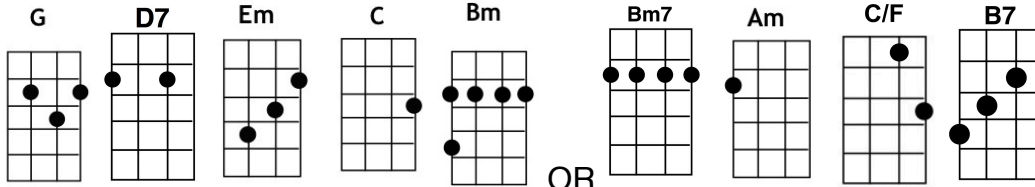
V3: Some-day at Christmas man will not fail, hate will be gone and love will prevail
Some-day a new world that we can start with hope in every heart ...

Final Chorus:

A **A/G#** **Em** **D**
 Someday all our dreams will come to be ... someday in a world where men are free
Dm **A** **Bm*** **E7*** **C#m*** **F#m***
 Maybe not in time for you and me, but someday at Christmas-time
Bm **E7** **A** **End on A**
 Someday at Christ-mas-time

Song for a Winter's Night

Gordon Lightfoot - The Way I Feel (1967) - [Original recording here](#)



Standard time - Each chord = 4 beats - Standard strum or pick

V1: G D7 Em C G D7 G D7
 The lamp is burnin' low u-pon my table top ... The snow is softly falling
 G D7 Em C G D7 G G
 The air is still in the silence of my room ... I hear your voice softly calling

Chorus 1: G D7 C D7 Bm Em Am D7
 If I could only have you near ... to breathe a sigh or twooooo
 G D7 Em C
 I would be happy just to hold the hands I love
 G D7 C/F C C G C/F C C G
 ... on this winter night with you

V2: ___ The smoke is rising in the shadows over-head
 ___ My glass is almost empty ___
 ___ I read a-gain between the lines upon each page
 ___ The words of love you sent me ___

Ch 2: ___ If I could know with-in my heart, ___ that you were lonely too-oo
 ___ I would be happy just to hold the hands I love ___ on this winter night with you

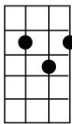
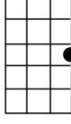
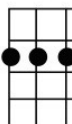
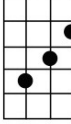
V3: ___ The fire is dying, now my lamp is growing dim, ___ the shades of night are lifting ___
 ___ The morning light steals a-cross my window pane, ___ where webs of snow are drifting ___

Repeat Chorus 1

Outro: G D7 B7 Em
 ... on this winter night with you-ou ...
 G D7 C/F C C G C/F C C End G
 and to be once again with you

Storm to Weather

Grace Petrie (2021)

G	C	D	Em	"Quick" Rock Strum: 1 + 2 + a 3 + 4 + a 1 ↓ ↓ ↓ ↑ ↓ ↓ ↓ ↓ D D D U D D D U D
				

Standard time - Each chord = 4 beats, except * = 2 beats - "Quick" Rock Strum

Intro: G C* G* C* G* D / G C* G* C* G* D* Em* / C* G* D* G G

V1: G C* G* G* C* G* D / G C* G* C* G* D* Em* / C* G* D* G G

Batten down the hatches, love, the night is rolling in
 The clouds are getting darker and you're scared of what they bring
 And you are searching the horizon for some sign, some little spark
 Of morning that will chase away the dark
 Heavy was the winter, love, and what's become of spring?
 This demon came and got its claws in every little thing
 Now there are miles and glass and distance that are keeping me a-part
 From the beating of your strong and steady heart

Pre-Chorus: And if it sinks, my darling then, just close your eyes, and think of when
 When you'll be in my arms a-gain

Chorus: There's a storm here to weather, the thunder's coming near
 Louder than ever and we don't know where to steer
 And though we can't be together, no matter what my dear
 I will love you for-ever and we will dance again next year
 I will love you for-ever and we will dance again next year

V2: This world is unfamiliar now, it's turned us all a-round
 A sailboat in a hurricane and nothing's bolted down
 And which-ever way you turn there is no sanctu'ry in sight
 No path to some safe harbour in the night
 But I am sailing right beside you, I am just out of arm's length
 Willing you remember you are wrought of iron strength
 And I am hanging my tomorrows on the bones of yester-day
 All I can do to make it through to-day

Pre-Ch: And when my heart sinks, my darling, then, I fill my lungs, and think of when
 When you'll be in my arms a-gain ...

Chorus

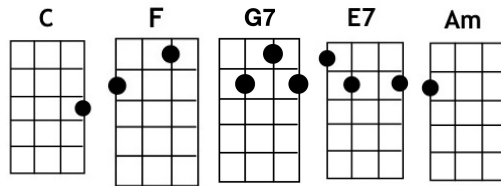
Bridge: So best foot first, and hold on fast ... do your worst, this too will pass
 And when it does, I'll be there to fill your glass
 And there's a storm here to weather (There's a storm here to weather)
 There's a storm here to weather (There's a storm here to weather)
 There's a storm here to weather (There's a storm here to weather)
 There's a storm here to weather ... (Tacit one bar)

Chorus

... (slow) I will love you for-ever and we will dance again next year

This Little Light of Mine

Traditional Spiritual - Recorded by Sister Rosetta Tharpe (1956)



Standard time / Standard strum

Chord Pattern: C C C C / F F F C
C C E7 Am / C G7 C C

Verse 1: This little light of mine, I'm gonna let it shine
This little light of mine, I'm gonna let it shine
This little light of mine, I'm gonna let it shine
Let it shine, let it shine, let it shine _____

Verse 2: Everywhere I go, I'm gonna let it shine ...

Verse 3: Nobody's gonna "whoof" it out, I'm gonna let it shine ...

Repeat Verse 1, End on C

Walking in a Winter Wonderland

Felix Bernard & Richard B. Smith (1934) - Arrangement based on Dean Martin rendition

F 	C 	C7 	A 	D 	G 	Swing strum, lilt unevenly, quick up-strum 1 ↓ D 2 ↓ D + 3 ↑ ↓ U-D 4 ↓ D + 1 ↑ ↓ U-D 2 ↓ D + 3 ↑ ↓ U-D 4 ↓ D + 1 ↑ ↓ U-D
--------------	--------------	---------------	--------------	--------------	--------------	---

Standard time / Each chord = slow 4 beats, except *= 2 beats / Swing strum

Intro: C C7 C* C7* F

F F C C
Sleigh bells ring, are you listenin', in the lane, snow is glistening

C C7 C* C7* F
A beautiful sight, we're happy tonight -- walking in a winter wonderland

F F C C
Gone a-way is the blue bird, here to stay is the new bird

C C7 C* C7* F
He's singing our song, as we go a-long -- walking in a winter wonderland

A* D* A A* D* A
In the meadow we can build a snowman, then pretend that he is Parson Brown

C* F* C
He'll say "Are you married?" We'll say "No man,

C* G* C* C7*
But you can do the job when you're in town."

F F C C
Later on, we'll con-spire, as we dream by the fire

C C7 C* C7* F
To face unafraid, the plans that we made -- walking in a winter wonderland

A* D* A A* D* A
In the meadow we can build a snowman, and pretend that he's a circus clown

C* F* C C7* G* C
We'll have lots of fun with Mr. Snowman, un-til the other kiddies knock him down

F F C C
When it snows, ain't it thrillin', though your nose, it's a chillin'

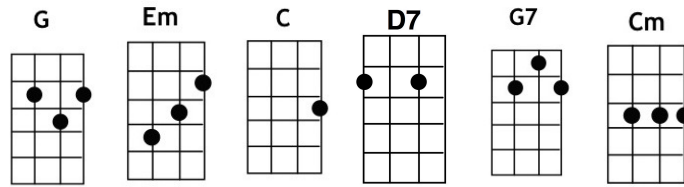
C C7 C* C7* F
We'll frolic & play, the whole day away -- walking in a winter wonderland

C C7 F F/ C7/ End on F

Tag: Walking in a winter wonderland

White Christmas

Irving Berlin (1942) - First featured in the film *White Christmas* (1954)
 Most well-known renditions: Bing Crosby (1942) and The Drifters (1954)



Standard time / Each chord = 4 beats, except * = 2 beats / Swing strum

Intro: G G7 C Cm / G C* D7* G G

G Em C D7
 I'm dreaming of a white Christmas
C D7 G G
 Just like the ones I used to know
G G7 C Cm
 Where the treetops glisten and children listen
G Em C D7
 To hear sleigh bells in the snow

G Em C D7
 I'm dreaming of a white Christmas
C D7 G G
 With every Christmas card I write
G G7 C Cm
 May your days be merry and bright
G C* D7* G G
 And may all your Christ-mas-es be white

Instrumental: G Em C D7 / C D7 G G
G G7 C Cm / G C* D7* G G

Repeat first two sections, then skip to Outro:

G G7 C (slow) Cm
 May your days, may your days, may your days e merry and bri - ght
 (stay slow) **G C* D7* G** End on **G**
 And may all your Christ-mas-es be white