

# Holiday 'Ukulele Jam

## 2024 Holiday Ukulele Jam

2000 Miles	2
Auld Lang Syne	3
Blue Christmas	4
The Christians and the Pagans	5
Feliz Navidad	7
Hallelujah	8
Hanukkah, Oh Hanukkah	9
Here We Come A-Wassailing	10
I've Got My Love to Keep Me Warm	11
Keep Your Lamps Trimmed and Burning	12
Let it Snow	13
Let Your Soul's Light Shine So Brightly	14
The Longest Night of the Year	15
Mele Kalikimaka	16
Ocho Kandelikas	17
Peace in the Streets	18
River	19
Run Run Rudolph	20
Silent Night	21
Silent Night (Instrumental Arrangement)	22
Someday at Christmas	23
Song for a Winter's Night	24
Storm to Weather	25
This Little Light of Mine	27
Walking in a Winter Wonderland	28
Way Over Yonder	29
White Christmas	31

# 2000 Miles

Chrissy Hynde - Play along with The Pretenders (1983)

**G**

**C**

**D7**

**B**

**F#**

**6/8 strum - basic (feels like a slow swing strum)**

1	2	3	4	5	6	1	2	3	4	5	6
↓		↑	↓		↑	↓		↑	↓		↑
D		U	D		U	D		U	D		U ...

SPs =

6/8 time - Each chord = 6 quick beats, except \* = 3 beats - 6/8 Strum - Starting Pitches (SP) = B > F#

**Intro:**      **G   C\* D7\*   G   C\* D7\* (vamp) ...   C   D7   D7/(6)**

**G**            **C\* D7\* G**                            **C\* D7\* G   C\*   D7\*   G   C\* D7\***  
**V1:**    He's go-o-o-one ... two thousand mi-i-i-iles ... is very far  
**G**            **C\*   D7\*   G**                    **C\*   D7\*   G   C\* D7\*   G   C\* D7\***  
           The snow's falling do-o-own ... it's colder day by day ... I miss you  
**C   D7**                            **C   D7**                            **G   C\* D7\*   G   C\* D7\***  
           The children were singing ... he'll be back at Christmas time

**V2:**  
**G**            **C\*            D7\*   G   C\*            D7\*   G   C\* D7\*            G   C\* D7\***  
           In these frozen and silent nights ... sometimes in a dream ... you appear  
**G**            **C\*            D7\*   G   C\*            D7\*   G   C\* D7\*            G   C\* D7\***  
           Outside ... under the purple sky ... diamonds in the snow ... sparkle  
**C**                    **D7   C   D7**                            **G   C\* D7\*   G   C\* D7\***  
           Our hearts were singing ... it felt like Christmas time

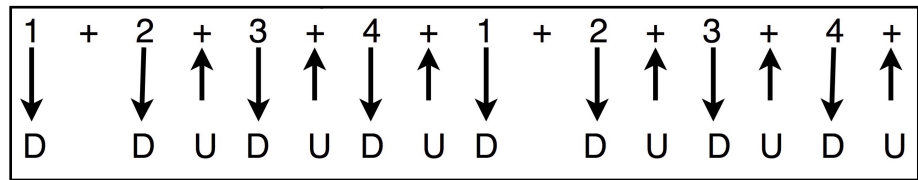
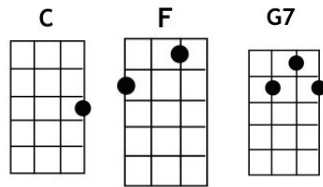
**G   C\* D7\* G            C\*            D7\***  
**Bridge:**    2000 mi-i-i-iles ... is very far through the snow  
**G C\*            D7\*   G            C\*            D7\* C   D7   C   D7/(6)**  
           I'll think of you-ou-ou ... wher-ever you go - o - o - o

**Interlude:** **G   C\* D7\*   G   C\* D7\***

**G**            **C\* D7\* G**                            **C\* D7\* G   C\*   D7\*   G   C\* D7\***  
**V3:**    He's go-o-o-one ... two thousand mi-i-i-i-iles ... is very far  
**G**            **C\*   D7\*   G**                    **C\*   D7\*   G   C\*   D7\*   G   C\* D7\***  
           The snow's falling do-o-own ... it's colder day by day ... I miss you  
**C   D7**                            **C   D7**                            **G   C\* D7\*   G**  
           I can hear people singing ... it must be Christmas time  
**C   D7**                            **C   D7**                            **G   C\* D7\*   G   C\* D7\*   End G**  
           I hear people singing ... it must be Christmas time

# Auld Lang Syne

Words by Robert Burns (1788) set to a traditional Scottish tune - I recommend this recording by Scottish singer-songwriter Dougie MacLean (2009)



Standard time / Standard strum

**Intro: C G7 F C**

**Verse 1:**

**C G7 C F**  
Should old acquaintance be forgot, and never brought to mind?  
**C G7 F C**  
Should old acquaintance be forgot, and old lang syne?

**C G7 C F**  
**Chorus:** For auld lang syne, my dear, for auld lang syne,  
**C G7 F C**  
We'll take a cup of kindness yet, for auld lang syne!

**Verse 2:**

**C G7 C F**  
We two have run a-bout the slopes, and picked the daisies fine—  
**C G7 F C**  
We've wandered many a weary foot, since auld lang syne! ... **Chorus**

**Verse 3 - by Avery :)**

**C G7 C F**  
We all have played and strummed and sung, to music's sweet heart beat  
**C G7 F C**  
Now may that music carry us un-til again we meet! ... **Chorus**

# Blue Christmas

Billy Hayes & Jay W. Johnson, recorded by Elvis Presley (1957)

C	Gm	Dm	G7	A7	Ebdim	D7

Swing strum, full count

1	2	+ 3	+ 4	+ 1	2	+ 3	+ 4	+ 1
↓	↓	↑ ↓	↑ ↓	↑ ↓	↓	↑ ↓	↑ ↓	↑ ↓
D	D	U D	U D	U D	D	U D	U D	U D

Standard time / Each chord = 4 beats  
Slow swing strum

**Intro: Gm A7 Dm Eb dim / G7 G7 C C**

<b>C</b>	<b>C</b>	<b>G7</b>	<b>G7</b>
I'll have a blue Christmas without you			
<b>Dm</b>	<b>G7</b>	<b>C</b>	<b>C</b>
I'll be so blue just thinking about you			
<b>Gm</b>	<b>A7</b>	<b>Dm</b>	<b>Dm</b>
Decor-a-tions of red on a green Christmas tree			
<b>D7</b>	<b>D7</b>	<b>G7</b>	<b>G7/ (4)</b>
Won't be the same, dear, if you're not here with me			
<b>C</b>	<b>C</b>	<b>G7</b>	<b>G7</b>
And when those blue snowflakes start falling			
<b>Dm</b>	<b>G7</b>	<b>C</b>	<b>C</b>
That's when those blue memories start calling			
<b>Gm</b>	<b>A7</b>	<b>Dm</b>	<b>Eb dim</b>
You'll be doing all right with your Christmas of white			
<b>G7</b>	<b>G7</b>	<b>C</b>	<b>C</b>
But I'll have a blue, blue Christmas			

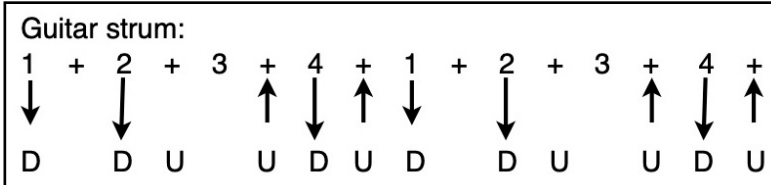
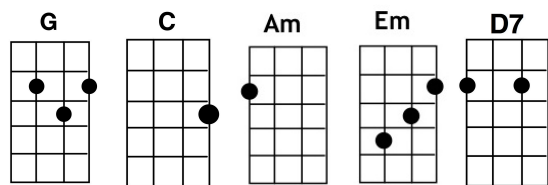
**Repeat**

<b>Gm</b>	<b>A7</b>	<b>Dm</b>	<b>Eb dim</b>
<b>Tag:</b> You'll be doing all right with your Christmas of white			
<b>G7</b>	<b>G7</b>	<b>C</b>	<b>End on C</b>

(slower:) But I'll have a blue blue-blue-blue Christmas

# The Christians and the Pagans

Dar Williams - *Mortal City* (1996) - [Original recording here](#)



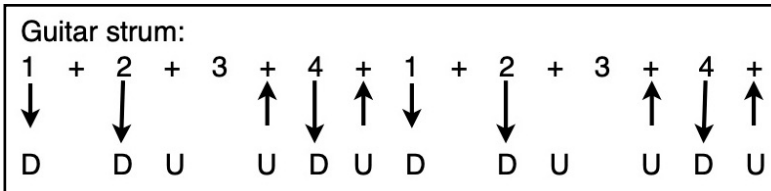
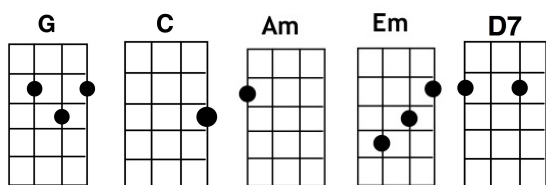
Standard time - Each chord = 4 beats - Guitar strum or Standard strum

Intro: G C Am D7 D7

V1: G C Am D7 D7  
Amber called her uncle, said "We're up here for the holiday,  
G C Am D7 D7  
Jane and I were having Solstice, now we need a place to stay."  
G C Am D7  
And her Christ-loving uncle watched his wife hang Mary on a tree,  
Em C Am D7 D7  
He watched his son hang candy canes all made with Red Dye Number 3  
G C Am D7  
He told his niece, "Its Christmas Eve, I know our life is not your style, "  
G C Am D7 D7  
She said, "Christmas is like Solstice, and we miss you and it's been awhile."

Ch: G C Em D7  
So the Christians and the Pagans sat to-gether at the table,  
G C Em D7  
Finding faith and common ground the best that they were able,  
Em C Am D7  
And just before the meal was served, hands were held and prayers were said,  
Em C Am D7 G (vamp)  
Sending hope for peace on earth to all their gods and god-des-ses

V2: The food was great, the tree plugged in, the meal had gone with-out a hitch,  
Till Timmy turned to Amber and said, "Is it true that you're a witch?"  
His mom jumped up and said, "The pies are burning, " and she hit the kitchen,  
And it was Jane who spoke, she said, "It's true, your cousin's not a Christian, "  
"But we love trees, we love the snow, the friends we have, the world we share,  
And you find magic from your God, and we find magic everywhere, "



**Ch:** So the Christians and the Pagans sat to-gether at the table,  
 Finding faith and common ground the best that they were able,  
 And where does magic come from? I think magic's in the learning,  
 'Cause now when Christians sit with Pagans only pumpkin pies are burning ...

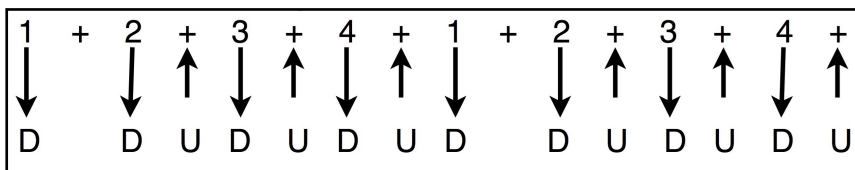
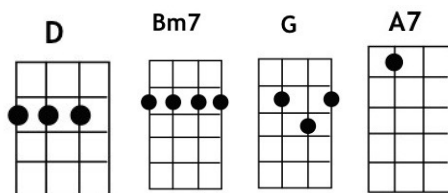
**V3:** When Amber tried to do the dishes, her aunt said, "Really, no, don't bother."  
Amber's uncle saw how Amber looked like Tim and like her father  
 He thought about his brother, how they hadn't spoken in a year,  
 He thought he'd call him up and say, "It's Christmas, and your daughter's here."  
 He thought of fathers, sons and brothers, saw his own son tug his sleeve, saying,  
 \_\_\_ "Can I be a Pagan?" Dad said, "We'll discuss it when they leave."

**Ch:** So the Christians and the Pagans sat to-gether at the table,  
 Finding faith and common ground the best that they were able,  
Lighting trees in darkness, learning new ways from the old  
 And making sense of history and drawing warmth out of the cold

**Outro:** G C Am D7 D7 End on G

# Feliz Navidad

José Feliciano (1970)



Standard time / Each chord = 4 beats and /= one strum  
Standard strum

**Intro: G A7 D D/**

**Chorus:**

**G A7 D D**  
Feliz navidad ... Feliz navidad ...  
**G A7 D D**  
Feliz navidad, prospero año y felicidad!  
**G A7 D D**  
Feliz navidad ... Feliz navidad ...  
**G A7 D D/ (4)**  
Feliz navidad, prospero año y felicidad!

**Verse:**

**G A7 D Bm7**  
I wanna wish you a merry Christmas... I wanna wish you a merry Christmas  
**G A7 D D**  
I wanna wish you a merry Christmas from the bottom of my heart!  
**G A7 D Bm7**  
I wanna wish you a merry Christmas... I wanna wish you a merry Christmas  
**G A7 D D/ (4)**  
I wanna wish you a merry Christmas from the bottom of my heart!

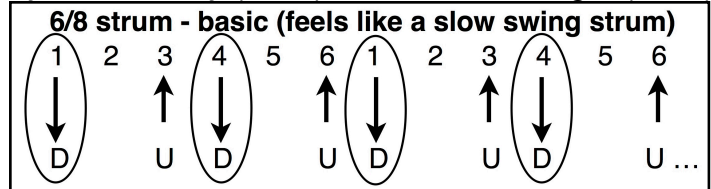
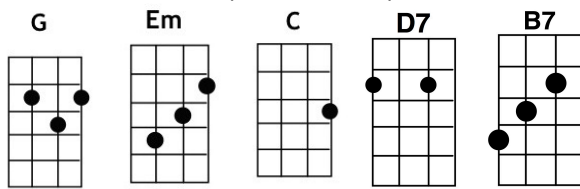
**Repeat Chorus + Verse**

**End on D**



# Hallelujah

Leonard Cohen (1934-2016) - Made famous by Jeff Buckley (1995) & Rufus Wainwright (2001)



6/8 time / Each chord = 6 quick beats, except \* = 3 beats and / = 1 strum - 6/8 strum

**Intro: G Em G Em**

**Verse 1:**

**G Em G Em**  
I heard there was a secret chord that David played and it pleased the Lord  
**C D7 G D7**  
But you don't really care for music, do you?  
**G C\* D7\* Em C**  
Well it goes like this the fourth, the fifth, the minor fall and the major lift  
**D7 B7 Em Em/**  
The baffled king composing halle-lu-jah ...

**C C Em Em C C G D7 G Em**  
**Chorus:** Halle-lu-jah... halle-lu-jah... halle-lu-jah... hallelu-u-u-u-jah ....

**Vamp between verses: G Em G Em**

**Verse 2:**

**G Em G Em**  
I did my best, it wasn't much, I couldn't feel so I tried to touch  
**C D7 G D7**  
I've told the truth, I didn't come to fool you  
**G C\* D7\* Em C**  
And even though it all went wrong, I'll stand before the Lord of Song  
**D7 B7 Em Em/**  
With nothing on my tongue but halle-lu-jah ...

**Chorus x2:**

**C C Em Em C C G D7**  
Halle-lu-jah... halle-lu-jah... halle-lu-jah... hallelu-u-u ...  
**C C Em Em C C G D7 G End on G**  
Halle-lu-jah... halle-lu-jah... halle-lu-jah... hallelu-u-u-u-jah ...

# Hanukkah, Oh Hanukkah

Traditional - performed by practically everyone, including the LA Jewish Symphony & Jewish Community Chorale (2020) - our arrangement here by The Barenaked Ladies (2010)

<b>Am</b>	<b>Dm</b>	<b>G7</b>	<b>C</b>	<b>E7</b>	<b>Standard strum:</b>	<b>Swing strum:</b>
					1 + 2 + 3 + 4 + ↓ ↓ ↑ ↓ ↑ ↓ ↑ D D U D U D U	1 + 2 + 3 + 4 + (1) ↓ ↓ ↑ ↓ ↑ ↓ ↑ D D U D U D U (D)

Standard time - Each chord = 4 beats, except \* = 2 beats and /= 1 strum and hold  
Standard strum in straight *and* swing time

*(Straight time:)*

**Intro: Am Am**

**Am** **Am**  
Hanukkah, oh Hanukkah, come light the menorah  
**Am** **G7\*** **C\***  
Let's have a party, we'll all dance the hora  
**Am\*** **Dm\*** **G7\*** **C\***  
Gather round the table, we'll give you a treat  
**Am\*** **Dm\*** **E7\*** **Am/ (pause)**  
Dreidels to play with and latkes to eat

*(Swing time:)*

**Am** **Am** **C\*** **G7\*** **C\*** **E7\***  
And while we are playing, the candles are burning low  
**Am\*** **Dm\*** **Am\*** **Dm\***  
One for each night, they shed a sweet light  
**Am\*** **Dm\*** **C\*** **E7\***  
To re-mind us of days long a-go

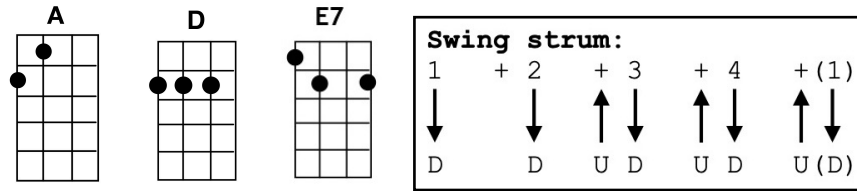
*(Slowly get faster:)*

**Am** **Dm** **Am** **Dm**  
One for each night, they shed a sweet light  
**Am\*** **E7\*** **Am\*** **Am\***  
To re-mind us of days long a-go

**Repeat as many times as you like - End on Am**

# Here We Come A-Wassailing

Traditional English Carol - I enjoy this recording by the Albion Christmas Band (2003)



Standard time - Each chord = 4 beats, except \* = 2 beats and / = 1 beat

**A** **A**  
**V1:** Here we come a-wassailing a-mong the leaves so green  
**D\*** **A\*** **E7**  
 Here we come a-wand'ring, so fair to be seen  
**A/ D/ A\* A/ D/ A\***  
**Chorus:** Love and joy come to you, and to you your wassail too  
**A\* E7\* A\* D\***  
 And God bless you and send you a Happy New Year  
**A\* E7\* A**  
 And God send you a Happy New Year

**V2:** Call up the butler of this house, put on his golden ring  
 Let him bring us up a glass of beer, and better we shall sing

**Chorus**

**V3:** And all your kin and kinsfolk that dwell both far and near  
 We wish you Happy Hol-idays and a Happy New Year

**Chorus, End on A**

# I've Got My Love to Keep Me Warm

Irving Berlin - Recorded by Ella Fitzgerald & Louis Armstrong

<b>G</b>	<b>Gdim7</b>	<b>Am</b>	<b>D7</b>	<b>Bm7</b>	<b>F#7</b>	<b>E7</b>	<b>Swing strum:</b> 1 + 2 + 3 + 4 + (1) ↓ ↓ ↑ ↓ ↑ ↓ ↑ ↓ D D U D U D U (D)

Standard time - Each chord = 2 beats, except / = 1 beat - Swing Strum Pattern

**Intro:** G\* Am/ D7/ G

G\* Gdim7\* Am\* D7\* G Gdim7

The snow is snowing and the wind is blowing, but I will weather the storm

Am D7 G\* Am/ D7/ G

What do I care how much it may storm ... I've got my love to keep me warm

G\* Gdim7\* Am\* D7\* G Gdim7

I can't re-mem-ber a worse De-cem-ber, just you watch those icicles fall

Am D7 G\* Am/ D7/ G

What do I care if those icicles fall ... I've got my love to keep me warm

Bm\* F#7\* Bm\* E7\*

... Off with my overcoat, off with my glove

Am\* E7\* Am\* D7\*

Who needs an overcoat? I'm burning with love!

G\* Gdim7\* Am\* D7\* G Gdim7

My heart's on fire and the fire gets higher, so I will weather the storm

Am D7 G\* Am/ D7/ G

What do I care how much it may storm ... I've got my love to keep me warm

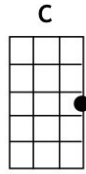
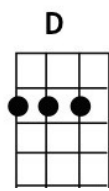
**Repeat**

Am/ D7/ G End on G

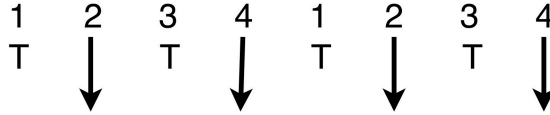
**Outro (slow):** ... I've got my love to keep me warm!

# Keep Your Lamps Trimmed and Burning

Traditional Spiritual - This arrangement inspired by Blind Willie Johnson rendition



Thumb-strum, standard time:



Standard time - Each chord = 4 beats, except \*= 2 beats - Thumb-strum pattern

## Intro: Verse without lyrics

**V1:**                      **D**                                      **D**                                      **C**                                      **C**  
Keep your lamps trimmed and burning, keep your lamps trimmed and burning

**D**                                      **D**                                      **D\***                      **C\***                      **D**  
Keep your lamps trimmed and burning, for the time is drawing nigh

**Chorus:**                      **D**                                      **D**                                      **C**                                      **C**  
Children, don't grow weary, children, don't grow weary

**D**                                      **D**                                      **D\***                      **C\***                      **D**  
Children, don't grow weary, for the time is drawing nigh

**V2:**    Darker midnight lies be-fore us, darker midnight lies be-fore us  
darker midnight lies be-fore us, for the time is drawing nigh

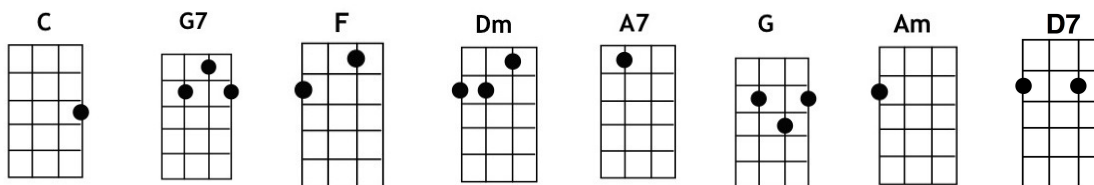
**V3:**    Lo, the morning soon is breaking, lo, the morning soon is breaking  
lo, the morning soon is breaking, for the time is drawing nigh ... **Chorus**

**V4:**    This hard journey soon be over, this hard journey soon be over,  
This hard journey soon be over, for the time is drawing nigh

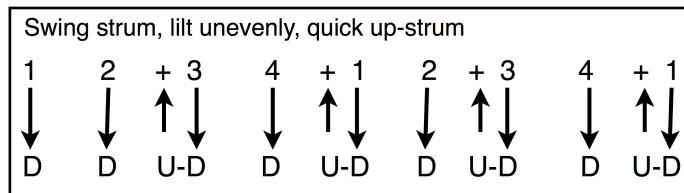
**Repeat V1 - Chorus x2 - End on D**

# Let it Snow

written by Jule Styne & Sammy Cahn (July 1945) / recorded by Dean Martin (1949)



Standard time / Each chord = 4 beats



## Intro: C (vamp)

**C**                      **C**                      **G7**                      **G7**  
 Oh, the weather outside is frightful, but the fire is so de-light-ful  
**F**                      **Dm**                      **G7**                      **C**  
 And since we've no place to go... Let it snow, let it snow, let it snow!

**C**                      **C**                      **G7**                      **G7**  
 It doesn't show signs of stopping, and I brought some corn for popping  
**F**                      **Dm**                      **G7**                      **C**  
 The lights are turned way down low... Let it snow, let it snow, let it snow!

**G**                      **G**                      **Am\***                      **D7\***                      **G**  
 When we finally kiss good night, how I'll hate going out in the storm  
**G**                      **G**                      **Am\***                      **D7\***                      **G\***                      **G7\***  
 But if you really hold me tight... all the way home I'll be wa - a - arm

**C**                      **C**                      **G7**                      **G7**  
 The fire is slowly dying, and my dear, we're still good-bye-ing  
**F**                      **Dm**                      **G7**                      **C**  
 But as long as you love me so... Let it snow, let it snow, let it snow!

## Repeat

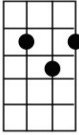
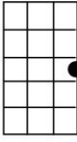
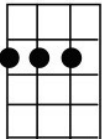
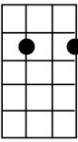
## Outro:

**G7**                      **G7**                      **C**                      **C/ G7/ End on C**  
 Let it snow... let it snow... let it snow!

# Let Your Soul's Light Shine So Brightly

By [Lea Morris \(2024\)](#) - Hear her reflections [here](#)

(Be sure to stick around to the end of both videos to see her singing the song with her family!)

<b>G</b>	<b>C</b>	<b>D</b>	<b>Em7</b>	Swing strum, lilt unevenly, quick up-strum																											
				<table border="0"> <tr> <td>1</td><td>2</td><td>+ 3</td><td>4</td><td>+ 1</td><td>2</td><td>+ 3</td><td>4</td><td>+ 1</td> </tr> <tr> <td>↓</td><td>↓</td><td>↑ ↓</td><td>↓</td><td>↑ ↓</td><td>↓</td><td>↑ ↓</td><td>↓</td><td>↑ ↓</td> </tr> <tr> <td>D</td><td>D</td><td>U-D</td><td>D</td><td>U-D</td><td>D</td><td>U-D</td><td>D</td><td>U-D</td> </tr> </table>	1	2	+ 3	4	+ 1	2	+ 3	4	+ 1	↓	↓	↑ ↓	↓	↑ ↓	↓	↑ ↓	↓	↑ ↓	D	D	U-D	D	U-D	D	U-D	D	U-D
1	2	+ 3	4	+ 1	2	+ 3	4	+ 1																							
↓	↓	↑ ↓	↓	↑ ↓	↓	↑ ↓	↓	↑ ↓																							
D	D	U-D	D	U-D	D	U-D	D	U-D																							

Standard time - Each chord = 4 beats - Light swing strum

**A:**

<b>G</b>	<b>G</b>
... Let your soul's light shine so brightly	
<b>C</b>	<b>C</b>
... Let your soul's light shine so brightly	
<b>G</b>	<b>G</b>
... Let your soul's light shine so brightly	
<b>D</b>	<b>G</b>
That we all can find our way home	

## Repeat A

**B:**

<b>D</b>	<b>Em7</b>
Find our way ho-o-ome	
<b>C*</b>	<b>D*</b>
You know my friends we've got to light up the night	<b>G</b>
<b>D</b>	<b>Em7</b>
Find our way ho-o-ome	
<b>C</b>	<b>D</b>
Somehow it's all gonna be al-right, alright, al-right, alright, al-right!	<b>(G)</b>

**Repeat A + B + A, End on G**

# The Longest Night of the Year

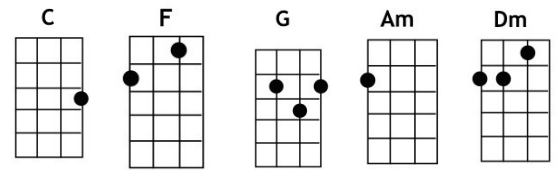
Mary Chapin Carpenter (2008)

Standard time - Each chord = 4 beats

Except \* = 2 beats

Guitar strum or Thumb strum

Starting Pitch (SP) = Open C



Guitar Strum:					
1	+	2	+	3	+
T					
↓		↓		↑	↓
D		D		U	D
(Bold = strong beats)					

**Intro:** F C\* G\* F C\* G\* F Am F\* C\* G

**V1:** F C\* G\* F C\* G\* F Am F\* C\* G  
 They say that spring will come a-gain ... no one knows e-xactly when  
 F Am F\* C\* G  
 Still the sun's a long lost friend on the longest night of the year  
 F C\* G\* F C\* G\*  
 We stare into the fire - light ... while December beats out-side  
 F Am F\* C\* G  
 Where the darkest hearts reside on the longest night of the year

**Chorus:** F C\* G\* Dm Am\* G\*  
 So keep me safe and hold me tight ... let the candle burn all night  
 F C\* G\* F\* C\* G  
 Tomorrow welcome back the light ... it was longest night of the year

**V2:** F C\* G\* F C\* G\*  
 I used to think the world was small ... bright and shining like a ball  
 F Am F\* C\* G  
 Seems I don't know much at all on the longest night of the year  
 F C\* G\* F C\* G\*  
 We press our faces to the glass ... and see our little lives go past  
 F Am F\* C\* G  
 Wave to shadows that we cast on the longest night of the year

**Chorus**

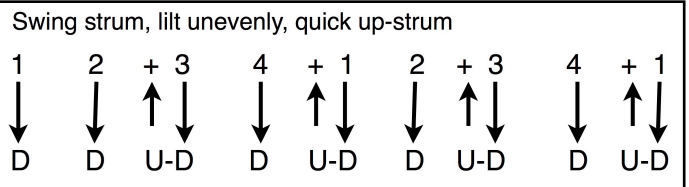
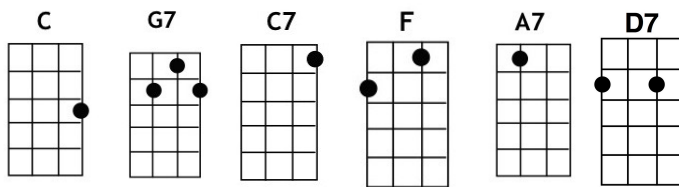
**V3:** F C\* G\* F C\* G\*  
 Make a vow when Solstice comes: ... to find the light in every-one  
 F Am F\* C\* G  
 Keep the faith and bang the drum on the longest night of the year

**Chorus x2, Repeat Intro and hold G to end**



# Mele Kalikimaka

By Robert Alex Anderson / Performed by Bing Crosby



Standard time / Each chord = 4 beats

## Intro: C (vamp)

**C**                    **C**                    **C**                    **C**  
 Mele Kal-i-ki-ma-ka is the thing to say  
          **C**                    **C**                    **G7**    **G7**  
 On a bright Ha-wai-ian Christmas Day  
          **G7**                    **G7**                    **G7**                    **G7**  
 That's the island greeting that we send to you  
                  **G7**                    **G7**                    **C**    **C**  
 From the land where palm trees sway  
          **C7**                    **C7**                    **F**                    **F**  
 Here we know that Christmas will be green and bright  
          **A7**                    **A7**                    **A7**                    **D7**  
 The sun to shine by day and all the stars at night  
          **C**                    **C**                    **A7**    **A7**  
 Mele Kal-i-ki-ma-ka is Ha-wa-ii's way  
          **F**                    **G7**                    **C**    **C**  
 To say "Merry Christmas!" to you

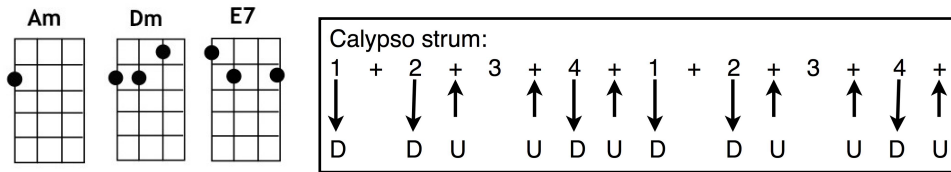
## Repeat

**F**                    **G7**                    **F**                    **G7**  
**Outro:** To say "Merry Christmas! ... Merry Merry Merry Merry Christmas!"  
          **F**                    **G7**                    **C**    **C/ G7/ End on C**  
 To say "Merry Christmas!" to you

# Ocho Kandelikas

Ladino song for Hanukkah by [Flory Jagoda \(1983\)](#) - Performed by [Pink Martini \(2015\)](#)

Play along with [Alisa Fineman \(2004\)](#)



Standard time - Each chord = 4 beats - Calypso strum (Option: with Flamenco Flare!)

**Intro:** E7 E7 Am Am E7 E7 Am Am/ (4)

**Verse 1:** Hanukah linda sta a-ki ... ocho kandelas para mi  
 E7 E7 Am Am  
 Hanukah linda sta a-ki ... ocho kandelas para mi – oh!

**Ch:** Una kandelika, dos kandelikas, tres kandelikas, kuarto kandelikas  
 Dm Am E7 Am  
 Sintyu kandelikas, sej kandelikas, siete kandelikas ... ocho kandelas para mi  
 E7 E7/ (4) Am

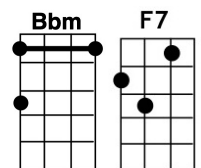
**Am/ (4)**  
**Verse 2:** Muchas fiestas vo fa-zer ... kon alegrías i pla-zer  
 Muchas fiestas vo fa-zer ... kon alegrías i pla-zer – oh! ... **Chorus**

**Interlude: One verse + Chorus**

**Verse 3:** Los pastelikos vo ku-mer ... kon almendrikas i la my-el  
 Los pastelikos vo ku-mer ... kon almendrikas i la my-el – oh! ... **Chorus**

## Translations:

- V1:** Hannuka linda está aquí, ocho candelas para mi  
 Beautiful Hanukkah is here, eight candles for me
- V2:** Muchas fiestas van hacer, con alegrías y placer  
 Many parties to have, with happiness and pleasure
- V3:** Los pastelitos voy a comer, con almendrillas y miel  
 Little pastries to eat, with little almonds and honey



Play along with [Flory Jagoda's original recording](#) with the following chords:

# Peace in the Streets

Adrienne Cooper - recorded on Enchanted (2010)

**Dm**

**Bb**

**C**

**F**

**Am7**

**6/8 full strum:**

1	+	2	+	3	+	4	+	5	+	6	+
↓		↓	↑	↓	↑	↓		↓	↑	↓	↑
<b>D</b>		D	U	D	U	<b>D</b>		D	U	D	U

(Bold = strongest beats)

6/8 time - Each chord = 6 quick beats, except \* = 3 quick beats - 6/8 full strum

## Verse:

**Dm**                      **Dm**              **Dm**                      **Dm**  
 If my voice were louder ... if my body stronger,  
**Bb\***      **C\***                              **F**                      **Bb\***    **Am7\***    **Dm**              **Dm**  
 I would tear through the streets ... crying, "Peace, peace, peace!"

**Repeat** - ... crying, "Salaam..."

**Repeat** - ... crying, "Sholem..."

## Interlude:

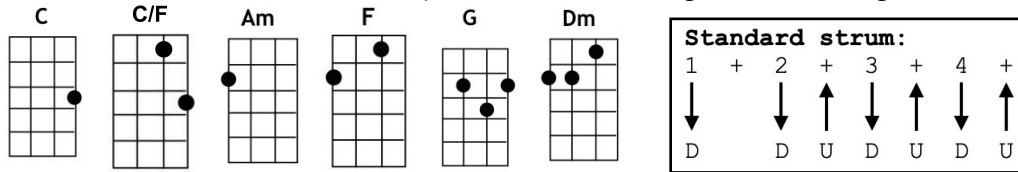
**F**                                      **C**                                      **Bb\***    **Am7\***    **Dm**  
 Ya da dai dai dai dai, ya da dai dai dai dai ... dai dai dai dai dai dai    (x2)

**Repeat Verse** (sub in "peace" in any language...)

**End on Dm**

# River

Joni Mitchell - *Blue* (1971) - [Listen to the original recording here](#)



Standard time / Each chord = 4 beats, except \* = 2 beats / Standard strum (keep it light!)

**Intro:** C C Am Am F F G G

**Verse 1:** It's coming on Christmas, they're cutting down trees  
 They're putting up reindeer, and singing songs of joy and peace  
 Oh I wish I had a river ... I could skate a-way on

**Verse 2:** But it don't snow here, it stays pretty green  
 I'm gonna make a lot of money, then I'm going to quit this crazy scene  
 Oh I wish I had a river ... I could skate a-way on

**Chorus 1:**  
 I wish I had a river so long, I would teach my feet to fly-y-y-y ...  
 Oh I wish I had a river... I could skate away on... I made my baby cry...

**Verse 3:** He tried hard to help me, you know, he put me at ease  
 And he loved me so naughty, made me weak in the knees  
 Oh I wish I had a river ... I could skate a-way on

**Verse 4:** I'm so hard to handle, I'm selfish and I'm sad  
 Now I've gone and lost the best baby that I ever had  
 Oh I wish I had a river ... I could skate a-way on

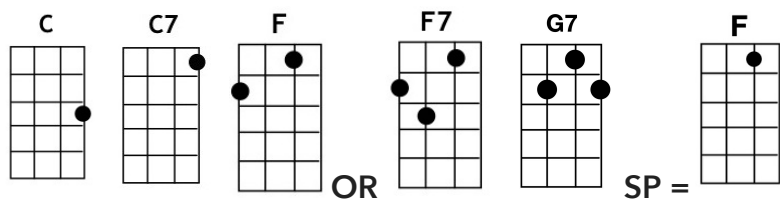
**Chorus 2:**  
 I wish I had a river so long... I would teach my feet to fly-y-y-y ...  
 I wish I had a river... I could skate a-way on... I made my baby say goodbye

**Repeat Verse 1**

**Outro:** ... I could skate a-wa - a- a -ay on ... (slow) End on Am

# Run Run Rudolph

Play along with Chuck Berry & Johnny Marks (1958)



Standard strum + back beat:						
1	+	2	+	3	+	4
↓		↓	↑	↓	↑	↓
D		D	U	D	U	D

Standard time - Each chord = 4 beats - Standard strum with back beat - Starting Pitch (SP) = F

## Intro:

<b>C</b>		<b>F(7)</b>		<b>C</b>		<b>C7</b>
1 + 2 + 3 + 4 +	1 + 2 + 3 + 4 +	1 + 2 + 3 + 4 +	1 + 2 + 3 + 4 +	1 + 2 + 3 + 4 +	1 + 2 + 3 + 4 +	1 + 2 + 3 + 4 +
↓ ↑ ↓ ↑ ↓	↓ ↑ ↓ ↑ ↓	↓	↓	↓ ↑ ↓ ↑ ↓ ↑ ↓ ↑		
D U D U D	D U D U D	D	D	D U D U D U D U		

<b>F(7)</b>	<b>F(7)</b>	<b>C</b>	<b>C</b>
Out of all the reindeers you know you're the master-mind			
<b>G7</b>	<b>G7</b>	<b>C</b>	<b>C</b>
Run, run Rudolph, Randolph ain't too far be-hind			

<b>C</b>	<b>F(7)</b>	<b>C</b>	<b>C7</b>
<b>Chorus:</b> Run, run Rudolph, Santa's got to make it to town			
<b>F(7)</b>	<b>F(7)</b>	<b>C</b>	<b>C</b>
Santa make him hurry, tell him he can take the freeway down			
<b>G7</b>	<b>G7</b>	<b>C</b>	<b>C</b>
Run, run Rudolph 'cause I'm reelin' like a merry-go-round			

(Verse pattern same as Chorus...)

**V1:** Said Santa to a child "What have you been longing for?" \_\_\_\_  
 "All I want for Christmas is a rock'n'roll electric gui-tar!"  
 And then a-way went Rudolph a-whizzing like a shooting star \_\_\_\_ ... **Chorus**

**Instrumental:** C C C C / F F C C / G7 G7 C G7 ... Chorus

**V2:** Said Santa to a child "What would please you most to get?" \_\_\_\_  
 "How about a brand new lo-G ukulele string set?" \_\_\_\_  
 And then a-way went Rudolph a-whizzing like a sabre jet \_\_\_\_ ... **Chorus**

# Silent Night

Franz Xaver Gruber (1818) - My favorite recording is by John Denver & the Muppets (1979)

**G**

**C**

**D7**

**F**

**G7**

**Boom-chick picking (waltz time):**  
A ----- X -- X ----- X -- X -----  
E ----- X -- X ----- X -- X -----  
C --- X ----- X -----  
G --- (X)----- (X)-----  

123123

Waltz time / Each chord = 3 beats / Waltz strum or pick

**G G G G D7 D7 G G**

Silent night, holy night / All is calm, all is bright

**C C G G C C G G**

Round yon Virgin, mother and child / Holy infant so tender and mild

**D7 D7 G G G D7 G G7**

Sleep in heavenly pea - eace / Sleep in heavenly peace

**C**

**G**

**C**

**F**

**C**

**F**

**C**

**G**

**C**

**G**

**C**

Uke and Tab notation for the first three systems of chords, showing fret numbers and string numbers.

**Transition: D7 D7**

**Repeat Verse, End on G**

## Silent Night (Instrumental Arrangement)

You can play the arrangement below as a stand-alone piece, or as a fuller solo in the song on the previous page. Feel free to use the same chord transitions in and out of the solo below.

The image displays a musical score for 'Silent Night' in 3/4 time, featuring both a Ukulele (Uke) and guitar (Tab) parts. The score is organized into three systems, each with a Uke staff and a corresponding Tab staff. Chord changes are indicated by letters (C, G7, F) above the Uke staff.

**System 1 (Measures 1-8):**

- Measures 1-4: Chord C. Uke melody: G4 (quarter), A4 (quarter), G4 (quarter), F#4 (quarter). Tab: 3 0 3 0 (first four measures).
- Measures 5-8: Chord G7. Uke melody: G4 (quarter), A4 (quarter), G4 (quarter), F#4 (quarter). Tab: 5 5 2 3 (last four measures).

**System 2 (Measures 9-16):**

- Measures 9-12: Chord F. Uke melody: G4 (quarter), A4 (quarter), G4 (quarter), F#4 (quarter). Tab: 0 0 3 2 (first four measures).
- Measures 13-16: Chord C. Uke melody: G4 (quarter), A4 (quarter), G4 (quarter), F#4 (quarter). Tab: 0 0 3 0 (last four measures).

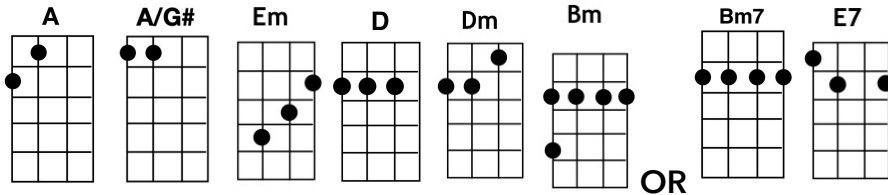
**System 3 (Measures 17-24):**

- Measures 17-20: Chord G7. Uke melody: G4 (quarter), A4 (quarter), G4 (quarter), F#4 (quarter). Tab: 2 2 5 3 (first four measures).
- Measures 21-24: Chord C. Uke melody: G4 (quarter), A4 (quarter), G4 (quarter), F#4 (quarter). Tab: 0 0 7 8 (last four measures).

The tablature includes fret numbers (0-9) and fingerings (1-3) for both instruments. The Uke part uses a treble clef, and the Tab part uses a standard six-string guitar layout.

# Someday at Christmas

Stevie Wonder (1967)



OR

See-saw picking (lo G):									
A	---	---	X	---	---	---	X	---	---
E	---	---	X	---	---	---	X	---	---
C	---	X	---	X	---	X	---	X	---
G	---	X	---	---	X	---	---	---	---
	1	+	2	+	3	+	4	+	

Standard time - Each chord = 4 beats, except \* = 2 beats - See-saw picking or light Standard strum

V1:

A A/G# Em D

Someday at Christmas men won't be boys, playing with bombs like kids play with toys

Dm A Bm E7

One warm December our hearts will see a world where all are free

A A/G# Em D

Someday at Christmas there'll be no wars when we have learned what Christmas is for

Dm A Bm\* E7\* A

When we have found what life's really worth, there'll be peace on earth

A A/G# Em D

CH: Someday all our dreams will come to be ... someday in a world where men are free

Dm A Bm\* E7\* A

Maybe not in time for you and me, but someday at Christ-mas-time

V2: Some-day at Christmas we'll see a land, no hungry children, no empty hand

One happy morning people will share a world where people care

Some-day at Christmas there'll be no tears, all are equal and no one with fear

One shining moment, one prayer away from our world to-day ... **Chorus**

V3: Some-day at Christmas man will not fail, hate will be gone and love will prevail

Some-day a new world that we can start with hope in every heart ...

Final Chorus:

A A/G# Em D

Someday all our dreams will come to be ... someday in a world where all are free

Dm A Bm\* E7\* C#m\* F#m\*

Maybe not in time for you and me, but someday at Christmas-time

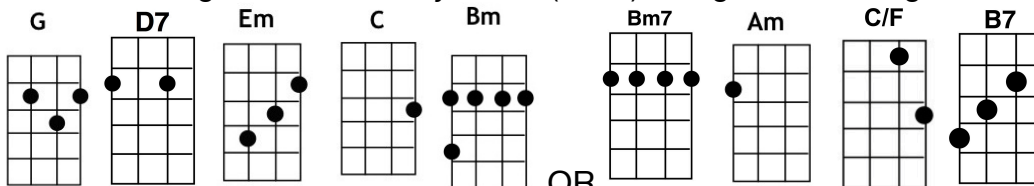
Bm E7 A End on A

Someday at Christ-mas-time



# Song for a Winter's Night

Gordon Lightfoot - *The Way I Feel* (1967) - [Original recording here](#)



Standard time - Each chord = 4 beats - Standard strum or pick

**V1:**      **G**                      **D7**                      **Em**                      **C** **G**                      **D7** **G**      **D7**  
 The lamp is burnin' low u-pun my table top ... The snow is softly falling  
**G**                      **D7**                      **Em**                      **C** **G**                      **D7**                      **G**      **G**  
 The air is still in the silence of my room ... I hear your voice softly calling

**Chorus 1:**      **G**                      **D7** **C**                      **D7** **Bm**                      **Em** **Am** **D7**  
 If I could only have you near ... to breathe a sigh or twooooo  
**G**                      **D7**                      **Em**                      **C**  
 I would be happy just to hold the hands I love  
**G**                      **D7**                      **C/F** **C** **C** **G** **C/F** **C** **C** **G**  
 ... on this winter night with you

**V2:**    \_\_\_ The smoke is rising in the shadows over-head  
 \_\_\_ My glass is almost empty \_\_\_  
 \_\_\_ I read a-gain between the lines upon each page  
 \_\_\_ The words of love you sent me \_\_\_

**Ch 2:** \_\_\_ If I could know with-in my heart, \_\_\_ that you were lonely too-oo  
 \_\_\_ I would be happy just to hold the hands I love \_\_\_ on this winter night with you

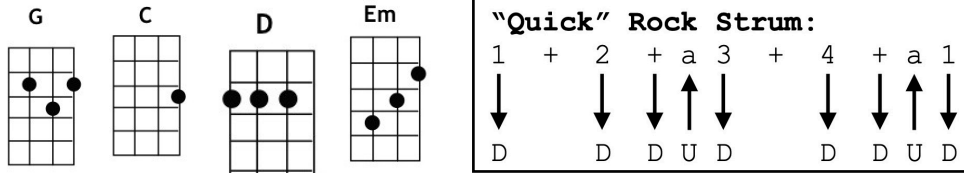
**V3:**    \_\_\_ The fire is dying, now my lamp is growing dim, \_\_\_ the shades of night are lifting \_\_\_  
 \_\_\_ The morning light steals a-cross my window pane, \_\_\_ where webs of snow are drifting \_\_\_

**Repeat Chorus 1**

**Outro:**      **G**                      **D7**                      **B7** **Em**  
 ... on this winter night with you-ou ...  
                     **G**                      **D7**                      **C/F** **C** **C** **G** **C/F** **C** **C** **End G**  
 and to be once again with you

# Storm to Weather

Grace Petrie (2021)



Standard time - Each chord = 4 beats, except \* = 2 beats - "Quick" Rock Strum

**Intro:** G C\* G\* C\* G\* D / G C\* G\* C\* G\* D\* Em\* / C\* G\* D\* G G

**V1:** Batten down the hatches, love, the night is rolling in  
The clouds are getting darker and you're scared of what they bring  
And you are searching the horizon for some sign, some little spark  
Of morning that will chase away the dark  
Heavy was the winter, love, and what's become of spring?  
This demon came and got its claws in every little thing  
Now there are miles and glass and distance that are keeping me a-part  
From the beating of your strong and steady heart

**Pre-Chorus:** And if it sinks, my darling then, just close your eyes, and think of when  
                                   C\*          D\*          G\*  G/(2)  
 When you'll be in my arms a-gain

**G C\* G\***

**Chorus:** There's a storm here to weather, the thunder's coming near

**G D**

Louder than ever and we don't know where to steer

**G C\* G\***

And though we can't be together, no matter what my dear

**C\* G\* D\* Em\***

I will love you for-ever and we will dance again next year

**C\* G\* D\* G\* C\* G\* D\* G\***

I will love you for-ever and we will dance again next year

**V2:** This world is unfamiliar now, it's turned us all a-round  
 A sailboat in a hurricane and nothing's bolted down  
 And which-ever way you turn there is no sanctu'ry in sight  
 No path to some safe harbour in the night  
 But I am sailing right beside you, I am just out of arm's length  
 Willing you remember you are wrought of iron strength  
 And I am hanging my tomorrows on the bones of yester-day  
 All I can do to make it through to-day

**Pre-Ch:** And when my heart sinks, my darling, then, I fill my lungs, and think of when  
 When you'll be in my arms a-gain ...

## Chorus

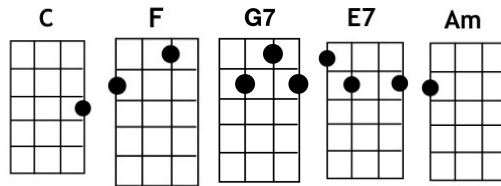
**Bridge:** So best foot first, and hold on fast ... do your worst, this too will pass  
 And when it does, I'll be there to fill your glass  
 And there's a storm here to weather (There's a storm here to weather)  
 There's a storm here to weather (There's a storm here to weather)  
 There's a storm here to weather (There's a storm here to weather)  
 There's a storm here to weather ...

## Chorus

... (slow) I will love you for-ever and we will dance again next year

# This Little Light of Mine

Traditional Spiritual - Recorded by Sister Rosetta Tharpe (1956)



Standard time / Standard strum

**Intro:** C G7 C C

**Verse 1:**

C	C	C	C
This little light of mine,	I'm gonna	let it shine	
F	F	F	C
This little light of mine,	I'm gonna	let it shine	
C	C	E7	Am
This little light of mine,	I'm gonna	let it shine	
C	G7	C	C
Let it shine,	let it shine,	let it shine	

**Verse 2:** Everywhere I go, I mean to let it shine ...

**Verse 3:** Nobody's gonna "whoof" it out, I'm gonna let it shine ...

**Repeat Verse 1, End on C**

# Walking in a Winter Wonderland

Felix Bernard & Richard B. Smith (1934) - Arrangement based on Dean Martin rendition

<b>F</b>	<b>C</b>	<b>C7</b>	<b>A</b>	<b>D</b>	<b>G</b>	Swing strum, lilt unevenly, quick up-strum
						1 2 + 3 4 + 1 2 + 3 4 + 1 ↓ ↓ ↑ ↓ ↓ ↑ ↓ ↓ ↑ ↓ ↓ ↑ ↓
D	D	U-D	D	U-D	D	U-D

Standard time / Each chord = slow 4 beats, except \* = 2 beats / Swing strum

**Intro: C C7 C\* C7\* F**

**F F C C**  
Sleigh bells ring, are you listenin', in the lane, snow is glistening  
**C C7 C\* C7\* F**  
A beautiful sight, we're happy tonight -- walking in a winter wonderland  
**F F C C**  
Gone a-way is the blue bird, here to stay is the new bird  
**C C7 C\* C7\* F**  
He's singing our song, as we go a-long -- walking in a winter wonderland

**A\* D\* A A\* D\* A**  
In the meadow we can build a snowman, then pretend that he is Parson Brown  
**C\* F\* C**  
He'll say "Are you married ?" We'll say "No man,  
**C\* G\* C\* C7\***  
But you can do the job when you're in town."

**F F C C**  
Later on, we'll con-spire, as we dream by the fire  
**C C7 C\* C7\* F**  
To face unafraid, the plans that we made -- walking in a winter wonderland

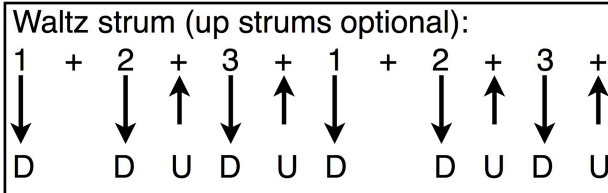
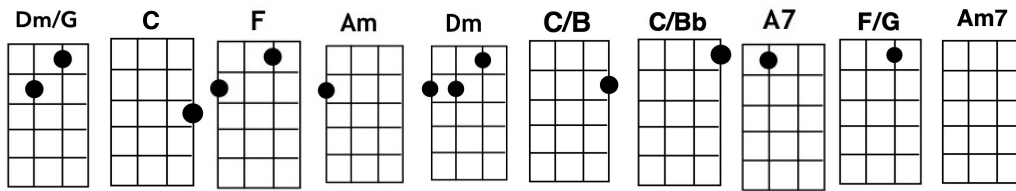
**A\* D\* A A\* D\* A**  
In the meadow we can build a snowman, and pretend that he's a circus clown  
**C\* F\* C C7\* G\* C**  
We'll have lots of fun with Mr. Snowman, un-til the other kiddies knock him down

**F F C C**  
When it snows, ain't it thrillin', though your nose, it's a chillin'  
**C C7 C\* C7\* F**  
We'll frolic & play, the whole day away -- walking in a winter wonderland  
**C C7 F F/ C7/ End on F**

**Tag:** Walking in a winter wonderland

# Way Over Yonder

Carole King - First recorded on Tapestry (1971)



Waltz time - Each chord = 3 beats, except \* = 2 beats and / = 1 beat - Waltz strum with a swing beat

## Intro: Dm/G (single strum, hold 3)

**C   F   C   C   Am   Am   Am**

**V1:** Way over yon - der ... is a place that I know

**Am   Dm   Dm   Dm   Dm/G   C   F   C**

Where I can find shelter ... from hunger and cold

**C/   C/B/   C/Bb/   A7   A7   A7   A7   Dm   Dm   Dm**

And the sweet ta - stin' good life ... is so easily found

**Dm   C   C   F/G   F/G   C   F/   Am7/   Dm/   C**

A-way over yon - der ... that's where I'm bound

**Dm/G   C   F   C   C   Am   Am   Am**

**V2:** I know when I get there ... the first thing I'll see

**Am   Dm   Dm   Dm   Dm/G   C   F   C**

Is the sun shining golden ... shining right down on me

**C/   C/B/   C/Bb/   A7   A7   A7   A7   Dm   Dm   Dm**

Then trou - ble's gonna lose me ... worry leave me be-hind

**Dm   C   C   F/G   F/G   F**

And I'll stand up proud - ly .... in true peace of mind

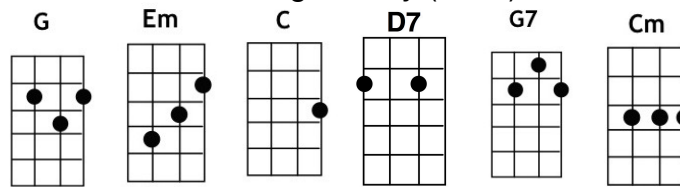
**Am7   Dm**

Talkin' 'bout a ... talkin' 'bout

**Dm/G C F C C Am Am Am**  
**V3:** A-way over yon - der ... is a place I have seen  
**Am Dm Dm Dm Dm/G C F/ Am7/ Dm/ C**  
 In a garden of wisdom ... from some long ago dream  
**Dm/G C F C C Am Am Am**  
 Maybe to-mor-row ... I'll find my way  
**Am Dm Dm Dm Dm/G C F C**  
 To the land where the honey runs ... in rivers each day  
**C/ C/B/ C/Bb/ A7 A7 A7 A7 Dm Dm Dm**  
 And the sweet ta - stin' good life ... is so easily found  
**Dm C C F/G F/G F Am7 Dm**  
 A-way over yon - der ... that's where I'm bound oh oh oh  
**C Dm Dm Dm/G Dm/G C F/ Am7/ Dm/ End C**  
 A-way over yon - der ... that's where I'm bound

# White Christmas

Irving Berlin (1942) - First featured in the film *White Christmas* (1954)  
Most well-known renditions: Bing Crosby (1942) and The Drifters (1954)



Standard time / Each chord = 4 beats, except \* = 2 beats / Swing strum

**Intro: G G7 C Cm / G C\* D7\* G G**

**G Em C D7**  
I'm dreaming of a white Christmas  
**C D7 G G**  
Just like the ones I used to know  
**G G7 C Cm**  
Where the treetops glisten and children listen  
**G Em C D7**  
To hear sleigh bells in the snow

**G Em C D7**  
I'm dreaming of a white Christmas  
**C D7 G G**  
With every Christmas card I write  
**G G7 C Cm**  
May your days be merry and bright  
**G C\* D7\* G G**  
And may all your Christ-mas-es be white

**Instrumental: G Em C D7 / C D7 G G**  
**G G7 C Cm / G C\* D7\* G G**

**Repeat first two sections, then skip to Outro:**

**G G7 C (slow) Cm**  
May your days, may your days, may your days e merry and bri - ght  
(stay slow) **G C\* D7\* G** End on **G**  
And may all your Christ-mas-es be white